

# Price Range Statistics Report

Category - Residential / Area: 01, 05  
 Statistics for Entire MLS from 01/01/2007 to 07/01/2007

## CURRENT ACTIVE LISTINGS





































| Listing Price Range   | # of Listings | Average DOM | % of Listings |
|-----------------------|---------------|-------------|---------------|
| \$0 - \$9,999         | 0             | 0           | 0.00%         |
| \$10,000 - \$19,999   | 0             | 0           | 0.00%         |
| \$20,000 - \$29,999   | 0             | 0           | 0.00%         |
| \$30,000 - \$39,999   | 0             | 0           | 0.00%         |
| \$40,000 - \$49,999   | 0             | 0           | 0.00%         |
| \$50,000 - \$59,999   | 0             | 0           | 0.00%         |
| \$60,000 - \$69,999   | 0             | 0           | 0.00%         |
| \$70,000 - \$79,999   | 1             | 111         | 0.07%         |
| \$80,000 - \$89,999   | 0             | 0           | 0.00%         |
| \$90,000 - \$99,999   | 1             | 38          | 0.07%         |
| \$100,000 - \$109,999 | 2             | 63          | 0.14%         |
| \$110,000 - \$119,999 | 5             | 71          | 0.35%         |
| \$120,000 - \$129,999 | 6             | 91          | 0.42%         |
| \$130,000 - \$139,999 | 13            | 113         | 0.91%         |
| \$140,000 - \$149,999 | 28            | 163         | 1.96%         |
| \$150,000 - \$159,999 | 19            | 149         | 1.33%         |
| \$160,000 - \$169,999 | 33            | 127         | 2.31%         |
| \$170,000 - \$179,999 | 28            | 104         | 1.96%         |
| \$180,000 - \$189,999 | 31            | 91          | 2.17%         |
| \$190,000 - \$199,999 | 31            | 74          | 2.17%         |
| \$200,000 - \$219,999 | 51            | 89          | 3.57%         |
| \$220,000 - \$239,999 | 74            | 80          | 5.18%         |
| \$240,000 - \$259,999 | 70            | 95          | 4.90%         |
| \$260,000 - \$279,999 | 57            | 92          | 3.99%         |
| \$280,000 - \$299,999 | 77            | 110         | 5.39%         |
| \$300,000 - \$349,999 | 142           | 121         | 9.94%         |
| \$350,000 - \$399,999 | 144           | 122         | 10.08%        |
| \$400,000 - \$449,999 | 92            | 136         | 6.44%         |
| \$450,000 - \$499,999 | 77            | 155         | 5.39%         |
| \$500,000 - \$549,999 | 41            | 141         | 2.87%         |
| \$550,000 - \$599,999 | 45            | 124         | 3.15%         |
| \$600,000 - \$649,999 | 41            | 132         | 2.87%         |
| \$650,000 - \$699,999 | 39            | 96          | 2.73%         |
| \$700,000 - \$749,999 | 22            | 123         | 1.54%         |
| \$750,000 - \$799,999 | 31            | 167         | 2.17%         |
| \$800,000 - \$849,999 | 18            | 133         | 1.26%         |
| \$850,000 - \$899,999 | 28            | 160         | 1.96%         |
| \$900,000 - \$949,999 | 6             | 339         | 0.42%         |
| \$950,000 - \$999,999 | 22            | 123         | 1.54%         |

|                           |    |     |       |   |
|---------------------------|----|-----|-------|---|
| \$1,000,000 - \$1,049,999 | 0  | 0   | 0.00% |   |
| \$1,050,000 - \$1,099,999 | 14 | 185 | 0.98% | ■ |
| \$1,100,000 - \$1,149,999 | 8  | 91  | 0.56% | ■ |
| \$1,150,000 - \$1,199,999 | 13 | 125 | 0.91% | ■ |
| \$1,200,000 - \$1,249,999 | 7  | 145 | 0.49% | ■ |
| \$1,250,000 - \$1,299,999 | 15 | 213 | 1.05% | ■ |
| \$1,300,000 - \$1,349,999 | 0  | 0   | 0.00% |   |
| \$1,350,000 - \$1,399,999 | 9  | 129 | 0.63% | ■ |
| \$1,400,000 - \$1,449,999 | 0  | 0   | 0.00% |   |
| \$1,450,000 - \$1,499,999 | 11 | 167 | 0.77% | ■ |
| \$1,500,000 - \$1,549,999 | 4  | 63  | 0.28% | ■ |
| \$1,550,000 - \$1,599,999 | 2  | 123 | 0.14% | ■ |
| \$1,600,000 - \$1,649,999 | 1  | 314 | 0.07% |   |
| \$1,650,000 - \$1,699,999 | 4  | 98  | 0.28% | ■ |
| \$1,700,000 - \$1,749,999 | 3  | 64  | 0.21% | ■ |
| \$1,750,000 - \$1,799,999 | 6  | 127 | 0.42% | ■ |
| \$1,800,000 - \$1,849,999 | 0  | 0   | 0.00% |   |
| \$1,850,000 - \$1,899,999 | 4  | 154 | 0.28% | ■ |
| \$1,900,000 - \$1,949,999 | 0  | 0   | 0.00% |   |
| \$1,950,000 - \$1,999,999 | 7  | 142 | 0.49% | ■ |
| \$2,000,000 - \$2,499,999 | 12 | 179 | 0.84% | ■ |
| Over \$2,500,000          | 26 | 178 | 1.82% | ■ |

**#Total Listings: 1,428**  
**Average Price: \$668,224**  
**Median Price: \$369,000**  
**Highest Price: \$25,000,000**  
**Lowest Price: \$79,900**  
**Average DOM: 124**

### NEW LISTINGS

| Listing Price Range   | # of Listings | Average DOM | % of Listings |   |
|-----------------------|---------------|-------------|---------------|---|
| \$0 - \$9,999         | 4             | 0           | 0.17%         | ■ |
| \$10,000 - \$19,999   | 0             | 0           | 0.00%         |   |
| \$20,000 - \$29,999   | 1             | 0           | 0.04%         |   |
| \$30,000 - \$39,999   | 0             | 0           | 0.00%         |   |
| \$40,000 - \$49,999   | 1             | 0           | 0.04%         |   |
| \$50,000 - \$59,999   | 0             | 0           | 0.00%         |   |
| \$60,000 - \$69,999   | 0             | 0           | 0.00%         |   |
| \$70,000 - \$79,999   | 1             | 0           | 0.04%         |   |
| \$80,000 - \$89,999   | 0             | 0           | 0.00%         |   |
| \$90,000 - \$99,999   | 2             | 0           | 0.08%         |   |
| \$100,000 - \$109,999 | 5             | 0           | 0.21%         | ■ |
| \$110,000 - \$119,999 | 8             | 0           | 0.33%         | ■ |
| \$120,000 - \$129,999 | 9             | 0           | 0.38%         | ■ |
| \$130,000 - \$139,999 | 17            | 0           | 0.71%         | ■ |
| \$140,000 - \$149,999 | 34            | 0           | 1.42%         | ■ |
| \$150,000 - \$159,999 | 39            | 0           | 1.63%         | ■ |
| \$160,000 - \$169,999 | 48            | 0           | 2.01%         | ■ |

|                           |     |   |        |                                                                                       |
|---------------------------|-----|---|--------|---------------------------------------------------------------------------------------|
| \$170,000 - \$179,999     | 47  | 0 | 1.96%  |    |
| \$180,000 - \$189,999     | 73  | 0 | 3.05%  |    |
| \$190,000 - \$199,999     | 82  | 0 | 3.43%  |    |
| \$200,000 - \$219,999     | 93  | 0 | 3.89%  |    |
| \$220,000 - \$239,999     | 146 | 0 | 6.10%  |    |
| \$240,000 - \$259,999     | 148 | 0 | 6.18%  |    |
| \$260,000 - \$279,999     | 142 | 0 | 5.93%  |    |
| \$280,000 - \$299,999     | 165 | 0 | 6.90%  |    |
| \$300,000 - \$349,999     | 259 | 0 | 10.82% |    |
| \$350,000 - \$399,999     | 233 | 0 | 9.74%  |    |
| \$400,000 - \$449,999     | 168 | 0 | 7.02%  |    |
| \$450,000 - \$499,999     | 115 | 0 | 4.81%  |    |
| \$500,000 - \$549,999     | 65  | 0 | 2.72%  |    |
| \$550,000 - \$599,999     | 76  | 0 | 3.18%  |    |
| \$600,000 - \$649,999     | 48  | 0 | 2.01%  |    |
| \$650,000 - \$699,999     | 61  | 0 | 2.55%  |    |
| \$700,000 - \$749,999     | 39  | 0 | 1.63%  |    |
| \$750,000 - \$799,999     | 34  | 0 | 1.42%  |    |
| \$800,000 - \$849,999     | 25  | 0 | 1.04%  |    |
| \$850,000 - \$899,999     | 27  | 0 | 1.13%  |    |
| \$900,000 - \$949,999     | 4   | 0 | 0.17%  |    |
| \$950,000 - \$999,999     | 19  | 0 | 0.79%  |    |
| \$1,000,000 - \$1,049,999 | 1   | 0 | 0.04%  |                                                                                       |
| \$1,050,000 - \$1,099,999 | 12  | 0 | 0.50%  |    |
| \$1,100,000 - \$1,149,999 | 13  | 0 | 0.54%  |  |
| \$1,150,000 - \$1,199,999 | 14  | 0 | 0.59%  |  |
| \$1,200,000 - \$1,249,999 | 7   | 0 | 0.29%  |  |
| \$1,250,000 - \$1,299,999 | 15  | 0 | 0.63%  |  |
| \$1,300,000 - \$1,349,999 | 0   | 0 | 0.00%  |                                                                                       |
| \$1,350,000 - \$1,399,999 | 10  | 0 | 0.42%  |  |
| \$1,400,000 - \$1,449,999 | 0   | 0 | 0.00%  |                                                                                       |
| \$1,450,000 - \$1,499,999 | 12  | 0 | 0.50%  |  |
| \$1,500,000 - \$1,549,999 | 3   | 0 | 0.13%  |  |
| \$1,550,000 - \$1,599,999 | 6   | 0 | 0.25%  |  |
| \$1,600,000 - \$1,649,999 | 0   | 0 | 0.00%  |                                                                                       |
| \$1,650,000 - \$1,699,999 | 3   | 0 | 0.13%  |  |
| \$1,700,000 - \$1,749,999 | 2   | 0 | 0.08%  |                                                                                       |
| \$1,750,000 - \$1,799,999 | 7   | 0 | 0.29%  |  |
| \$1,800,000 - \$1,849,999 | 0   | 0 | 0.00%  |                                                                                       |
| \$1,850,000 - \$1,899,999 | 0   | 0 | 0.00%  |                                                                                       |
| \$1,900,000 - \$1,949,999 | 0   | 0 | 0.00%  |                                                                                       |
| \$1,950,000 - \$1,999,999 | 9   | 0 | 0.38%  |  |
| \$2,000,000 - \$2,499,999 | 11  | 0 | 0.46%  |  |
| Over \$2,500,000          | 23  | 0 | 0.96%  |  |

---

**#Total Listings: 2,393**  
**Average Price: \$501,869**  
**Median Price: \$329,900**  
**Highest Price: \$25,000,000**

Lowest Price: \$325  
Average DOM: 0

**PENDING LISTINGS**









































| Listing Price Range       | # of Listings | Average DOM | % of Listings |
|---------------------------|---------------|-------------|---------------|
| \$0 - \$9,999             | 0             | 0           | 0.00%         |
| \$10,000 - \$19,999       | 0             | 0           | 0.00%         |
| \$20,000 - \$29,999       | 0             | 0           | 0.00%         |
| \$30,000 - \$39,999       | 0             | 0           | 0.00%         |
| \$40,000 - \$49,999       | 1             | 5           | 0.12%         |
| \$50,000 - \$59,999       | 0             | 0           | 0.00%         |
| \$60,000 - \$69,999       | 0             | 0           | 0.00%         |
| \$70,000 - \$79,999       | 0             | 0           | 0.00%         |
| \$80,000 - \$89,999       | 0             | 0           | 0.00%         |
| \$90,000 - \$99,999       | 0             | 0           | 0.00%         |
| \$100,000 - \$109,999     | 2             | 67          | 0.25%         |
| \$110,000 - \$119,999     | 3             | 63          | 0.37%         |
| \$120,000 - \$129,999     | 3             | 59          | 0.37%         |
| \$130,000 - \$139,999     | 4             | 57          | 0.49%         |
| \$140,000 - \$149,999     | 1             | 87          | 0.12%         |
| \$150,000 - \$159,999     | 12            | 24          | 1.48%         |
| \$160,000 - \$169,999     | 21            | 24          | 2.60%         |
| \$170,000 - \$179,999     | 10            | 84          | 1.24%         |
| \$180,000 - \$189,999     | 30            | 68          | 3.71%         |
| \$190,000 - \$199,999     | 34            | 94          | 4.20%         |
| \$200,000 - \$219,999     | 25            | 38          | 3.09%         |
| \$220,000 - \$239,999     | 39            | 66          | 4.82%         |
| \$240,000 - \$259,999     | 67            | 80          | 8.28%         |
| \$260,000 - \$279,999     | 53            | 88          | 6.55%         |
| \$280,000 - \$299,999     | 70            | 93          | 8.65%         |
| \$300,000 - \$349,999     | 81            | 80          | 10.01%        |
| \$350,000 - \$399,999     | 80            | 86          | 9.89%         |
| \$400,000 - \$449,999     | 59            | 90          | 7.29%         |
| \$450,000 - \$499,999     | 45            | 108         | 5.56%         |
| \$500,000 - \$549,999     | 21            | 110         | 2.60%         |
| \$550,000 - \$599,999     | 23            | 117         | 2.84%         |
| \$600,000 - \$649,999     | 17            | 97          | 2.10%         |
| \$650,000 - \$699,999     | 18            | 128         | 2.22%         |
| \$700,000 - \$749,999     | 18            | 84          | 2.22%         |
| \$750,000 - \$799,999     | 11            | 86          | 1.36%         |
| \$800,000 - \$849,999     | 5             | 62          | 0.62%         |
| \$850,000 - \$899,999     | 6             | 123         | 0.74%         |
| \$900,000 - \$949,999     | 2             | 21          | 0.25%         |
| \$950,000 - \$999,999     | 2             | 15          | 0.25%         |
| \$1,000,000 - \$1,049,999 | 0             | 0           | 0.00%         |
| \$1,050,000 - \$1,099,999 | 2             | 174         | 0.25%         |
| \$1,100,000 - \$1,149,999 | 3             | 20          | 0.37%         |
| \$1,150,000 - \$1,199,999 | 3             | 76          | 0.37%         |

|                           |   |     |       |  |
|---------------------------|---|-----|-------|--|
| \$1,200,000 - \$1,249,999 | 1 | 0   | 0.12% |  |
| \$1,250,000 - \$1,299,999 | 3 | 94  | 0.37% |  |
| \$1,300,000 - \$1,349,999 | 0 | 0   | 0.00% |  |
| \$1,350,000 - \$1,399,999 | 5 | 138 | 0.62% |  |
| \$1,400,000 - \$1,449,999 | 0 | 0   | 0.00% |  |
| \$1,450,000 - \$1,499,999 | 3 | 52  | 0.37% |  |
| \$1,500,000 - \$1,549,999 | 0 | 0   | 0.00% |  |
| \$1,550,000 - \$1,599,999 | 3 | 100 | 0.37% |  |
| \$1,600,000 - \$1,649,999 | 0 | 0   | 0.00% |  |
| \$1,650,000 - \$1,699,999 | 1 | 147 | 0.12% |  |
| \$1,700,000 - \$1,749,999 | 2 | 328 | 0.25% |  |
| \$1,750,000 - \$1,799,999 | 1 | 4   | 0.12% |  |
| \$1,800,000 - \$1,849,999 | 0 | 0   | 0.00% |  |
| \$1,850,000 - \$1,899,999 | 0 | 0   | 0.00% |  |
| \$1,900,000 - \$1,949,999 | 0 | 0   | 0.00% |  |
| \$1,950,000 - \$1,999,999 | 1 | 270 | 0.12% |  |
| \$2,000,000 - \$2,499,999 | 1 | 272 | 0.12% |  |
| Over \$2,500,000          | 1 | 516 | 0.12% |  |

**#Total Listings: 809**  
**Average Price: \$401,441**  
**Median Price: \$317,380**  
**Highest Price: \$2,695,000**  
**Lowest Price: \$45,000**  
**Average DOM: 87**

**SOLD LISTINGS**

| Listing Price Range   | # of Listings | Average DOM | % of Listings |  |
|-----------------------|---------------|-------------|---------------|--|
| \$0 - \$9,999         | 0             | 0           | 0.00%         |  |
| \$10,000 - \$19,999   | 0             | 0           | 0.00%         |  |
| \$20,000 - \$29,999   | 0             | 0           | 0.00%         |  |
| \$30,000 - \$39,999   | 0             | 0           | 0.00%         |  |
| \$40,000 - \$49,999   | 0             | 0           | 0.00%         |  |
| \$50,000 - \$59,999   | 0             | 0           | 0.00%         |  |
| \$60,000 - \$69,999   | 0             | 0           | 0.00%         |  |
| \$70,000 - \$79,999   | 0             | 0           | 0.00%         |  |
| \$80,000 - \$89,999   | 0             | 0           | 0.00%         |  |
| \$90,000 - \$99,999   | 3             | 111         | 0.30%         |  |
| \$100,000 - \$109,999 | 3             | 55          | 0.30%         |  |
| \$110,000 - \$119,999 | 5             | 47          | 0.50%         |  |
| \$120,000 - \$129,999 | 8             | 55          | 0.79%         |  |
| \$130,000 - \$139,999 | 10            | 74          | 0.99%         |  |
| \$140,000 - \$149,999 | 13            | 68          | 1.29%         |  |
| \$150,000 - \$159,999 | 29            | 101         | 2.88%         |  |
| \$160,000 - \$169,999 | 28            | 92          | 2.78%         |  |
| \$170,000 - \$179,999 | 24            | 69          | 2.38%         |  |
| \$180,000 - \$189,999 | 43            | 71          | 4.27%         |  |
| \$190,000 - \$199,999 | 44            | 93          | 4.37%         |  |
| \$200,000 - \$219,999 | 40            | 55          | 3.97%         |  |

|                           |     |     |        |                                                                                       |
|---------------------------|-----|-----|--------|---------------------------------------------------------------------------------------|
| \$220,000 - \$239,999     | 68  | 69  | 6.75%  |    |
| \$240,000 - \$259,999     | 70  | 78  | 6.94%  |    |
| \$260,000 - \$279,999     | 57  | 99  | 5.65%  |    |
| \$280,000 - \$299,999     | 61  | 63  | 6.05%  |    |
| \$300,000 - \$349,999     | 123 | 90  | 12.20% |    |
| \$350,000 - \$399,999     | 95  | 86  | 9.42%  |    |
| \$400,000 - \$449,999     | 53  | 85  | 5.26%  |    |
| \$450,000 - \$499,999     | 47  | 81  | 4.66%  |    |
| \$500,000 - \$549,999     | 29  | 86  | 2.88%  |    |
| \$550,000 - \$599,999     | 31  | 125 | 3.08%  |    |
| \$600,000 - \$649,999     | 27  | 134 | 2.68%  |    |
| \$650,000 - \$699,999     | 18  | 102 | 1.79%  |    |
| \$700,000 - \$749,999     | 18  | 120 | 1.79%  |    |
| \$750,000 - \$799,999     | 15  | 64  | 1.49%  |    |
| \$800,000 - \$849,999     | 6   | 126 | 0.60%  |    |
| \$850,000 - \$899,999     | 5   | 51  | 0.50%  |    |
| \$900,000 - \$949,999     | 1   | 159 | 0.10%  |    |
| \$950,000 - \$999,999     | 3   | 70  | 0.30%  |    |
| \$1,000,000 - \$1,049,999 | 3   | 150 | 0.30%  |    |
| \$1,050,000 - \$1,099,999 | 2   | 122 | 0.20%  |    |
| \$1,100,000 - \$1,149,999 | 3   | 130 | 0.30%  |    |
| \$1,150,000 - \$1,199,999 | 5   | 136 | 0.50%  |    |
| \$1,200,000 - \$1,249,999 | 2   | 42  | 0.20%  |   |
| \$1,250,000 - \$1,299,999 | 1   | 0   | 0.10%  |  |
| \$1,300,000 - \$1,349,999 | 4   | 102 | 0.40%  |  |
| \$1,350,000 - \$1,399,999 | 1   | 39  | 0.10%  |  |
| \$1,400,000 - \$1,449,999 | 4   | 77  | 0.40%  |  |
| \$1,450,000 - \$1,499,999 | 0   | 0   | 0.00%  |  |
| \$1,500,000 - \$1,549,999 | 0   | 0   | 0.00%  |  |
| \$1,550,000 - \$1,599,999 | 2   | 252 | 0.20%  |  |
| \$1,600,000 - \$1,649,999 | 0   | 0   | 0.00%  |  |
| \$1,650,000 - \$1,699,999 | 1   | 4   | 0.10%  |  |
| \$1,700,000 - \$1,749,999 | 2   | 299 | 0.20%  |  |
| \$1,750,000 - \$1,799,999 | 0   | 0   | 0.00%  |  |
| \$1,800,000 - \$1,849,999 | 0   | 0   | 0.00%  |  |
| \$1,850,000 - \$1,899,999 | 0   | 0   | 0.00%  |  |
| \$1,900,000 - \$1,949,999 | 0   | 0   | 0.00%  |  |
| \$1,950,000 - \$1,999,999 | 0   | 0   | 0.00%  |  |
| \$2,000,000 - \$2,499,999 | 1   | 272 | 0.10%  |  |
| Over \$2,500,000          | 0   | 0   | 0.00%  |  |

**#Total Listings: 1,008**  
**Average Price: \$366,913**  
**Median Price: \$299,900**  
**Highest Price: \$2,139,081**  
**Lowest Price: \$90,000**  
**Average DOM: 86**

--Information deemed reliable but not guaranteed--Copyright: 2007 by the Charlottesville Area Association of REALTORS®