

29 NORTH MARKET ANALYSIS

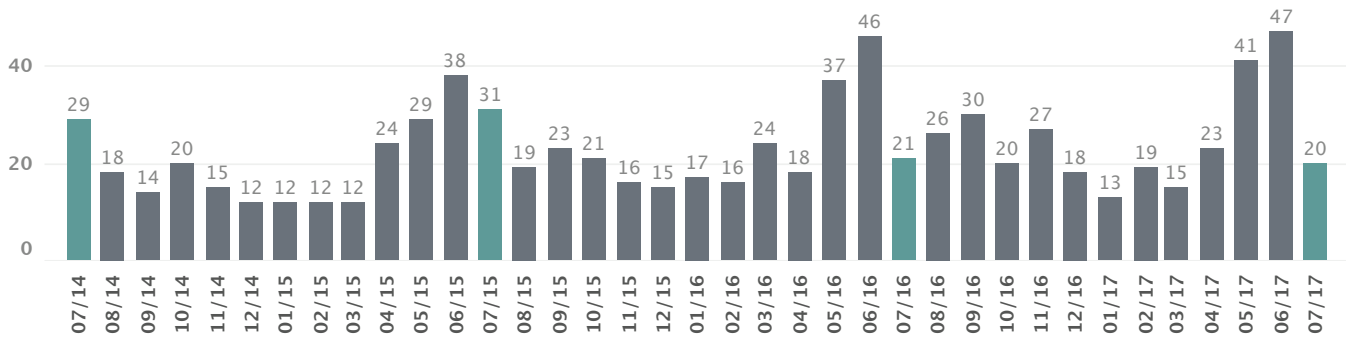
July 2017



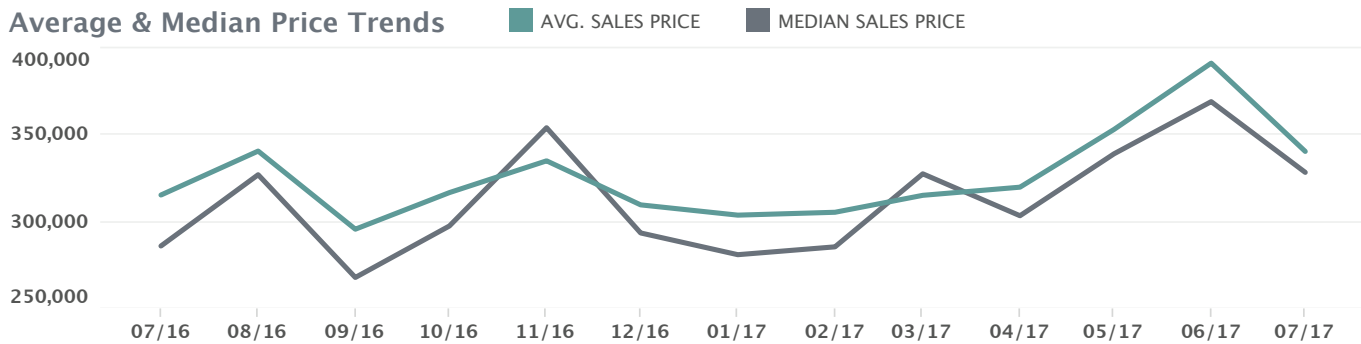
Market Snapshot

	TOTAL SALES	MEDIAN SALES PRICE	AVG. DAYS ON MARKET	Avg. SP/LP %
July 2017	20	328,326	34	99.45%
July 2016	21	286,000	50	99.99%
July 2015	31	340,000	41	97.58%
July 2014	29	299,900	50	98.23%

Thirty-Six Month Sales Trend (Total Sales)

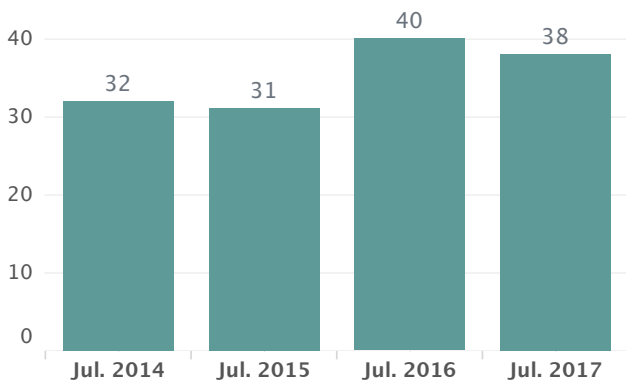


Average & Median Price Trends



AVG. SALES PRICE	315,310	340,567	295,659	316,695	334,966	309,646	303,735	305,389	315,131	319,816	353,016	391,126	340,372
MEDIAN SALES PRICE	286,000	326,972	267,905	297,500	354,000	293,500	281,000	285,512	327,500	303,400	339,000	369,000	328,326

New Listings by Month



Contracts Written by Month

