

ALBEMARLE COUNTY MARKET ANALYSIS

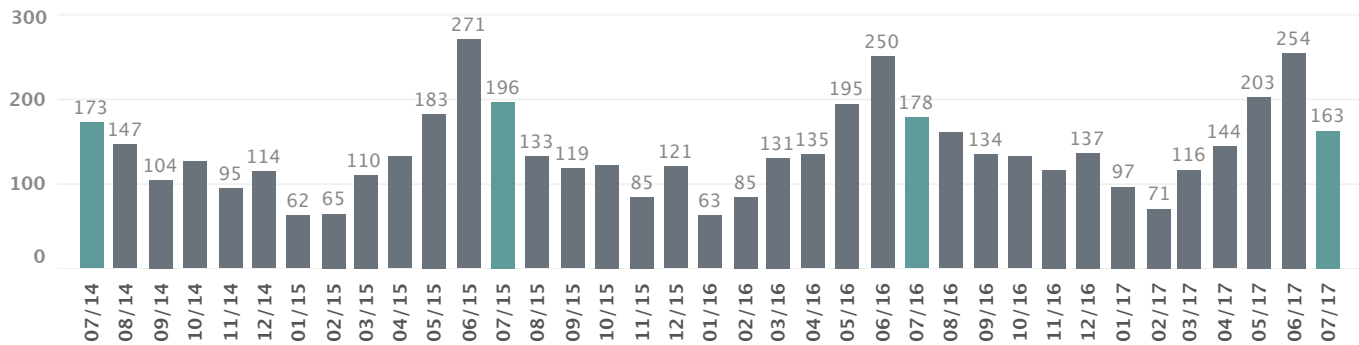
July 2017



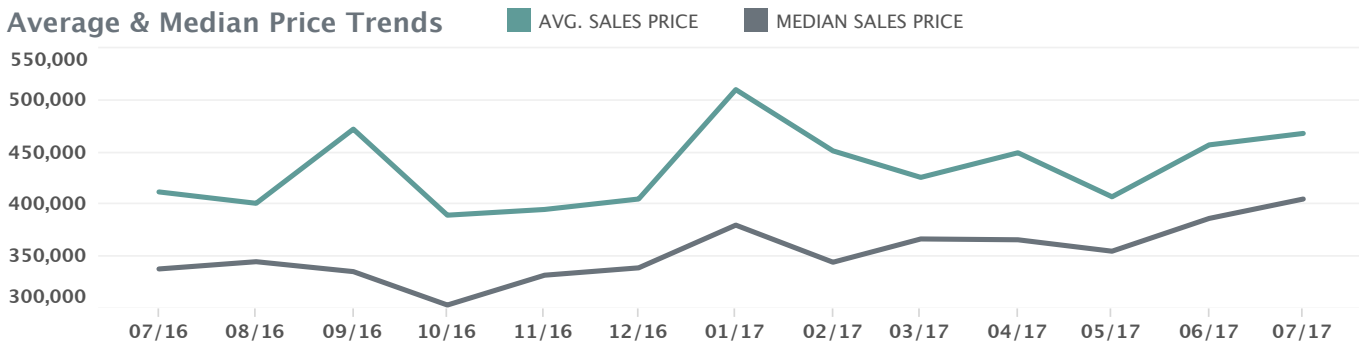
Market Snapshot

	TOTAL SALES	MEDIAN SALES PRICE	AVG. DAYS ON MARKET	Avg. SP/LP %
July 2017	163	405,000	46	99.09%
July 2016	178	338,000	73	98.23%
July 2015	196	332,500	57	96.91%
July 2014	173	338,000	97	97.60%

Thirty-Six Month Sales Trend (Total Sales)

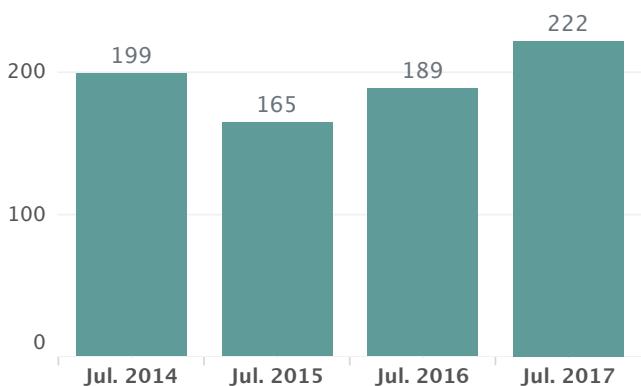


Average & Median Price Trends



Month	07/16	08/16	09/16	10/16	11/16	12/16	01/17	02/17	03/17	04/17	05/17	06/17	07/17
AVG. SALES PRICE	411,811	400,902	471,963	389,518	395,004	405,022	509,836	451,147	425,738	449,338	407,160	456,881	467,871
MEDIAN SALES PRICE	338,000	344,950	335,450	303,438	332,000	339,061	380,000	344,439	366,750	365,950	355,000	386,425	405,000

New Listings by Month



Contracts Written by Month

