

BARRACKS MARKET ANALYSIS

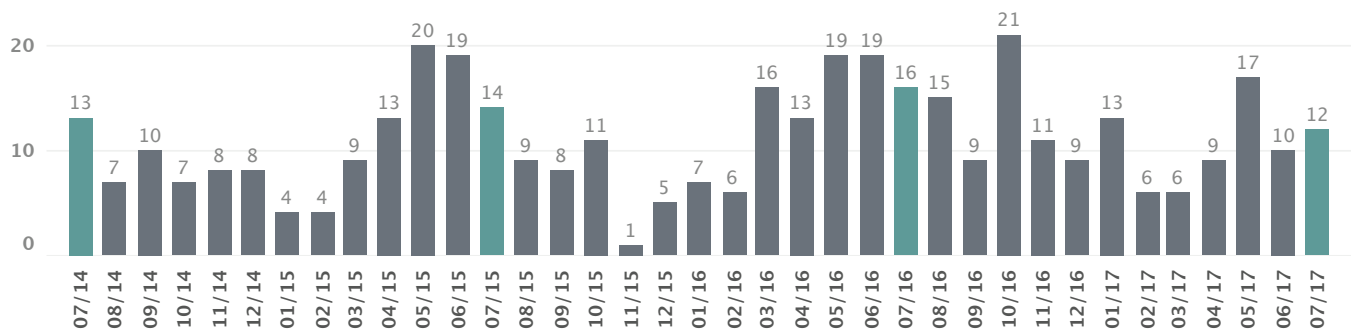
July 2017



Market Snapshot

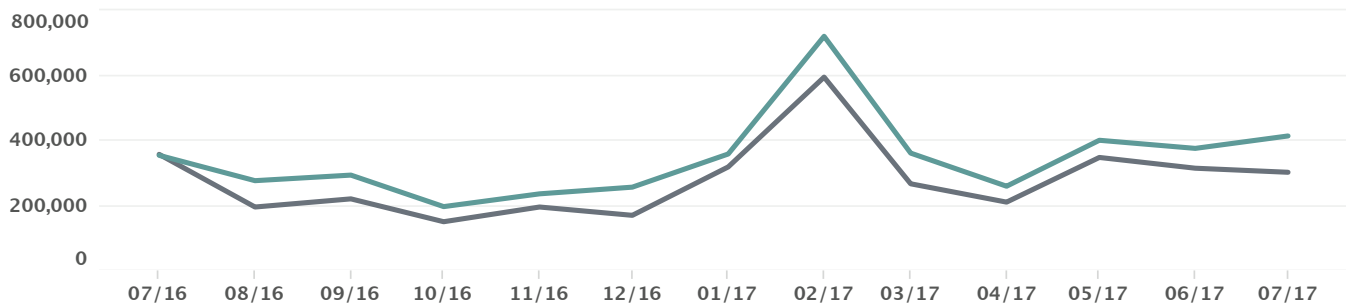
	TOTAL SALES	MEDIAN SALES PRICE	AVG. DAYS ON MARKET	Avg. SP/LP %
July 2017	12	301,500	10	99.80%
July 2016	16	356,500	42	97.46%
July 2015	14	146,500	54	97.09%
July 2014	13	240,000	190	94.27%

Thirty-Six Month Sales Trend (Total Sales)



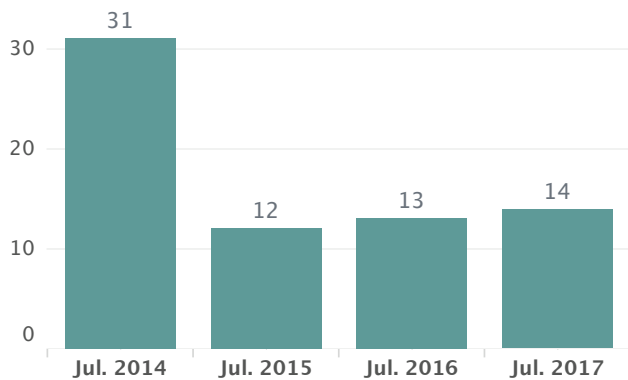
Average & Median Price Trends

■ AVG. SALES PRICE ■ MEDIAN SALES PRICE



AVG. SALES PRICE	353,443	275,758	292,860	196,230	235,394	255,920	357,611	718,500	360,266	258,773	399,662	374,798	412,898
MEDIAN SALES PRICE	356,500	195,000	220,000	149,900	195,000	169,500	317,950	593,250	266,200	210,000	347,000	314,000	301,500

New Listings by Month



Contracts Written by Month

