

CROZET MARKET ANALYSIS

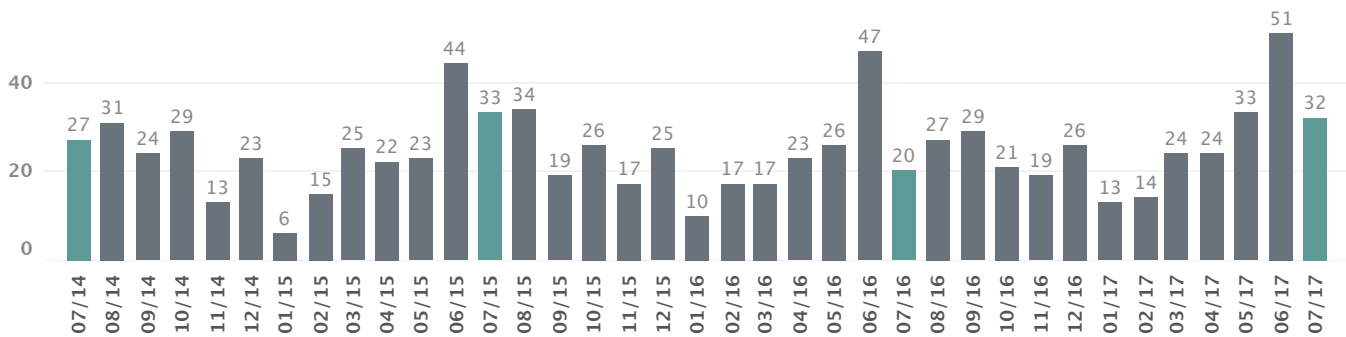
July 2017



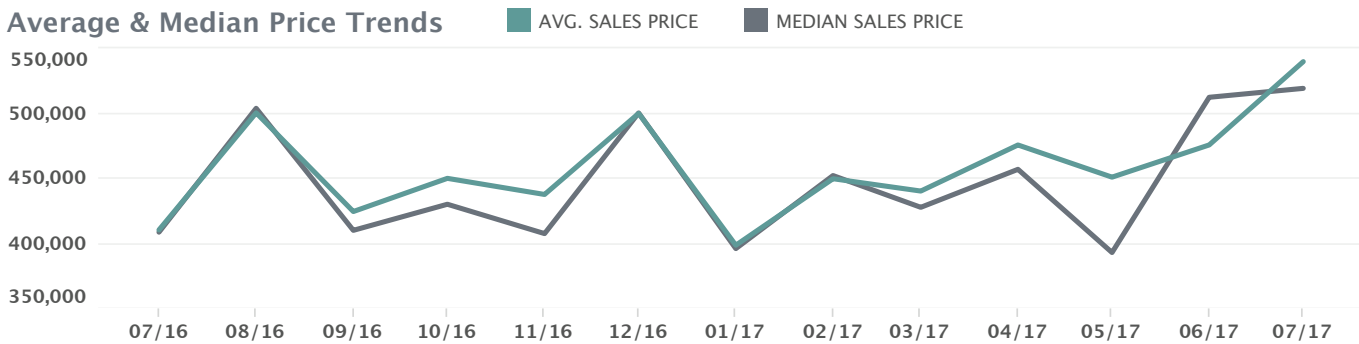
Market Snapshot

	TOTAL SALES	MEDIAN SALES PRICE	AVG. DAYS ON MARKET	Avg. SP/LP %
July 2017	32	518,842	40	99.64%
July 2016	20	408,600	48	98.24%
July 2015	33	360,000	48	97.52%
July 2014	27	427,500	99	97.74%

Thirty-Six Month Sales Trend (Total Sales)

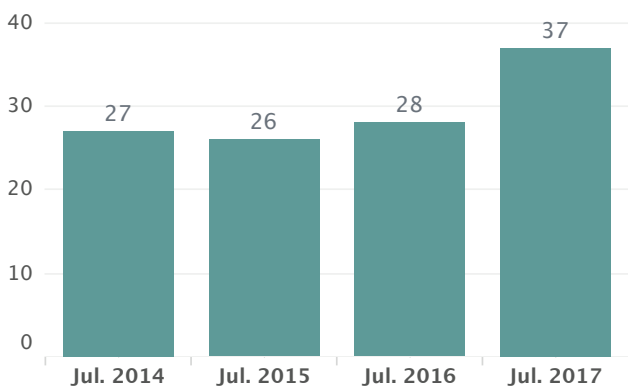


Average & Median Price Trends



AVG. SALES PRICE	410,314	500,071	424,418	449,855	437,499	499,631	398,583	449,576	440,113	475,436	450,769	475,475	539,339
MEDIAN SALES PRICE	408,600	503,548	410,000	430,000	407,500	500,000	396,000	452,000	427,649	456,776	393,000	512,000	518,842

New Listings by Month



Contracts Written by Month

