

EARLYSVILLE MARKET ANALYSIS

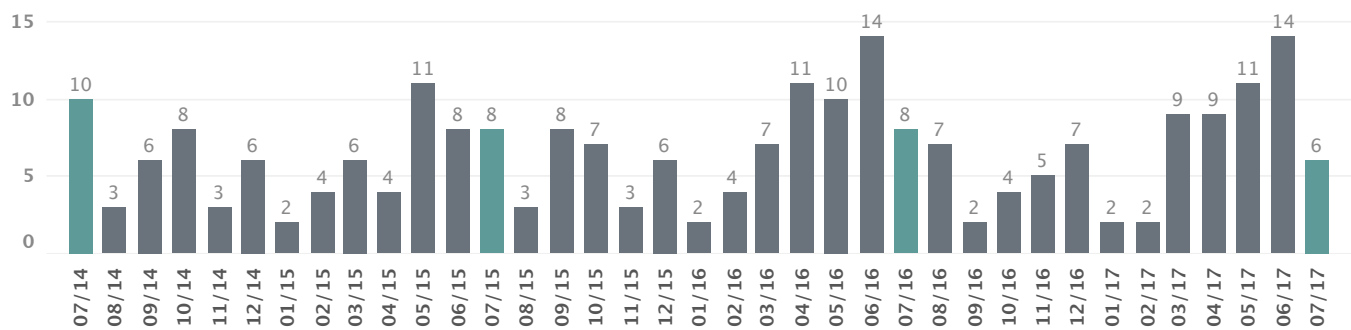
July 2017



Market Snapshot

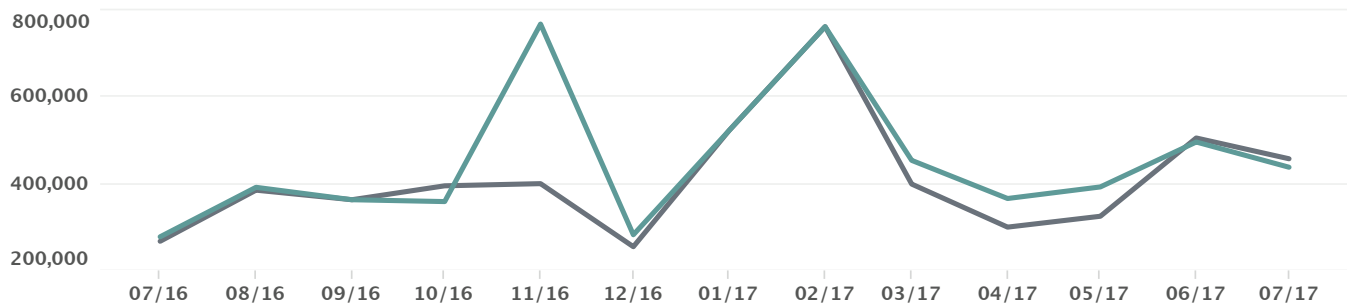
	TOTAL SALES	MEDIAN SALES PRICE	AVG. DAYS ON MARKET	Avg. SP/LP %
July 2017	6	457,200	107	98.22%
July 2016	8	267,500	90	93.69%
July 2015	8	340,000	55	95.80%
July 2014	10	535,000	150	96.89%

Thirty-Six Month Sales Trend (Total Sales)



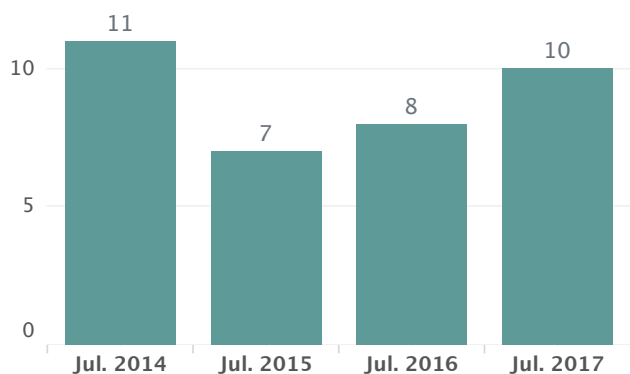
Average & Median Price Trends

■ AVG. SALES PRICE ■ MEDIAN SALES PRICE



AVG. SALES PRICE	277,756	391,571	363,000	358,750	767,000	282,429	522,500	761,000	453,519	365,822	392,455	495,750	437,733
MEDIAN SALES PRICE	267,500	385,000	363,000	395,000	400,000	255,000	522,500	761,000	399,000	300,000	325,000	505,000	457,200

New Listings by Month



Contracts Written by Month

