

# GREENE COUNTY MARKET ANALYSIS

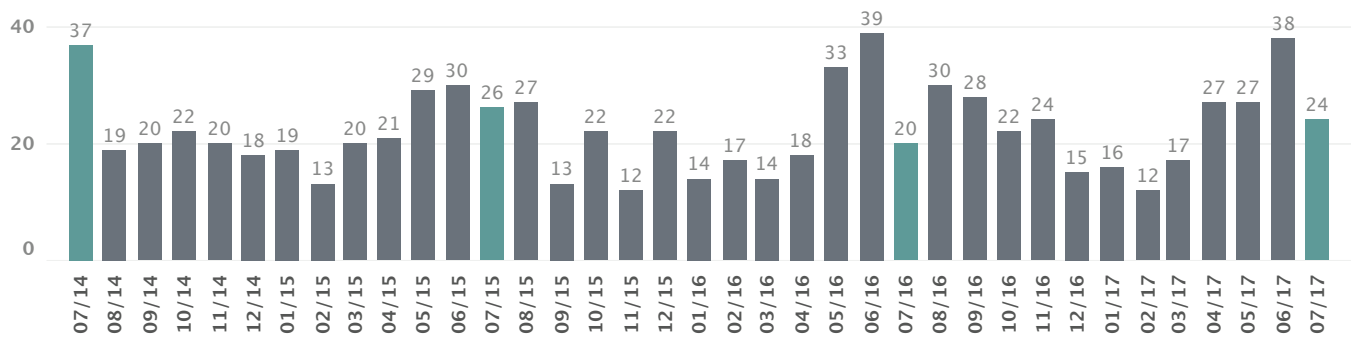
## July 2017



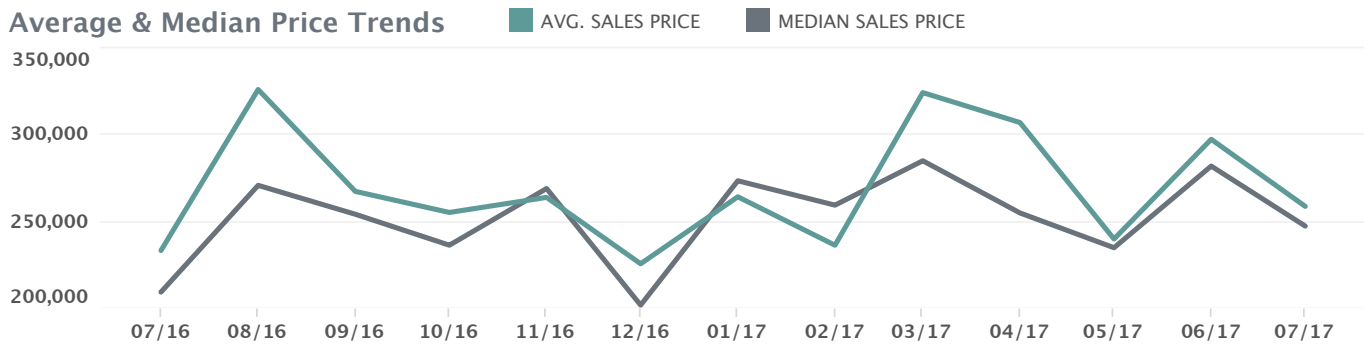
### Market Snapshot

	TOTAL SALES	MEDIAN SALES PRICE	AVG. DAYS ON MARKET	Avg. SP/LP %
July 2017	24	247,450	69	97.51%
July 2016	20	209,500	65	96.62%
July 2015	26	292,000	121	97.14%
July 2014	37	210,000	125	96.60%

### Thirty-Six Month Sales Trend (Total Sales)

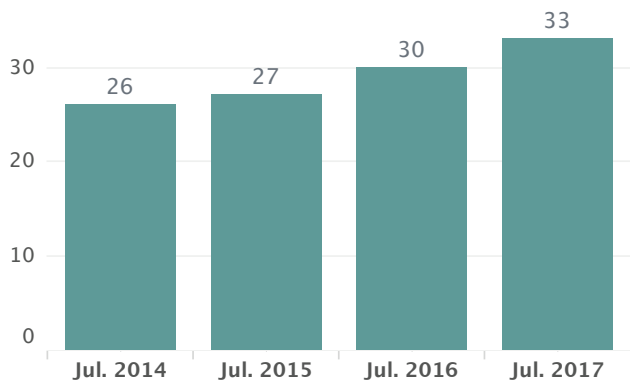


### Average & Median Price Trends



AVG. SALES PRICE	233,389	325,977	267,395	255,283	263,942	225,781	264,284	236,437	324,191	306,988	240,021	297,347	258,771
MEDIAN SALES PRICE	209,500	270,861	254,250	236,450	269,030	202,000	273,500	259,475	285,000	255,000	235,000	281,950	247,450

### New Listings by Month



### Contracts Written by Month

