

LOUISA COUNTY MARKET ANALYSIS

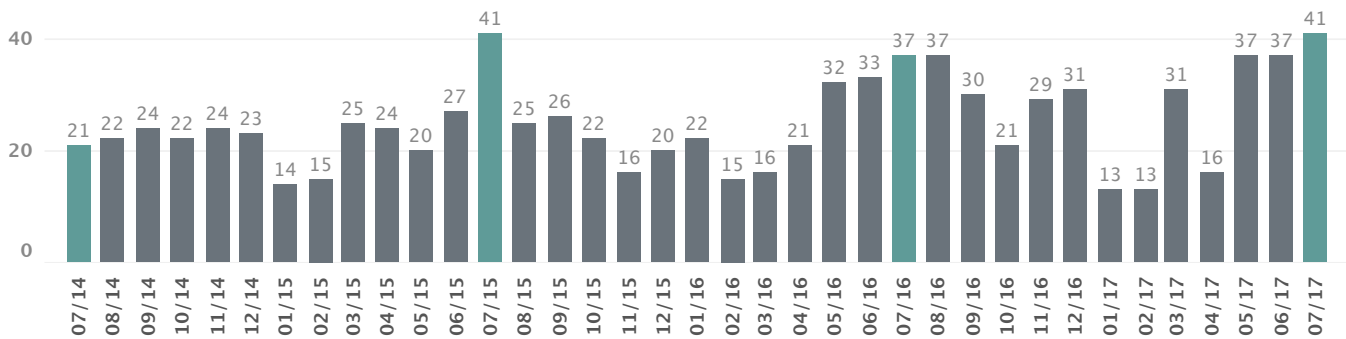
July 2017



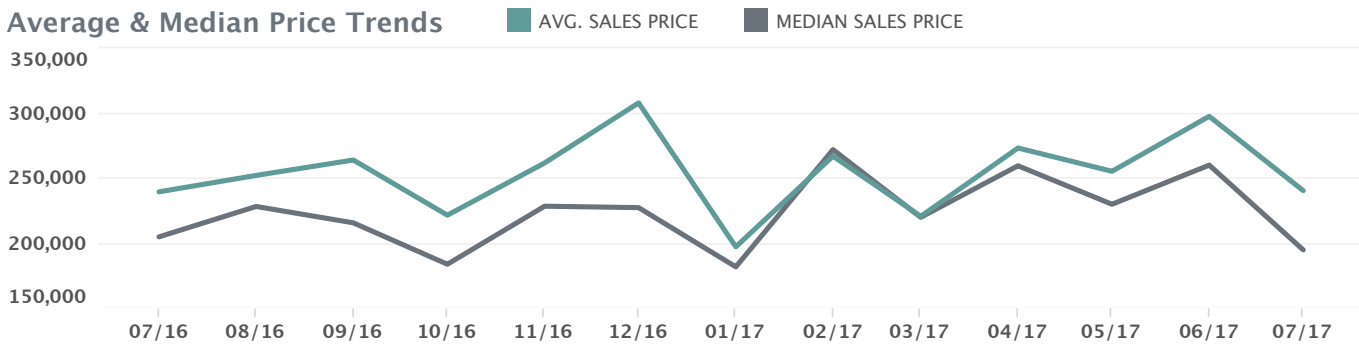
Market Snapshot

	TOTAL SALES	MEDIAN SALES PRICE	AVG. DAYS ON MARKET	Avg. SP/LP %
July 2017	41	195,000	75	98.13%
July 2016	37	205,000	85	97.50%
July 2015	41	179,000	61	97.31%
July 2014	21	228,000	94	96.94%

Thirty-Six Month Sales Trend (Total Sales)

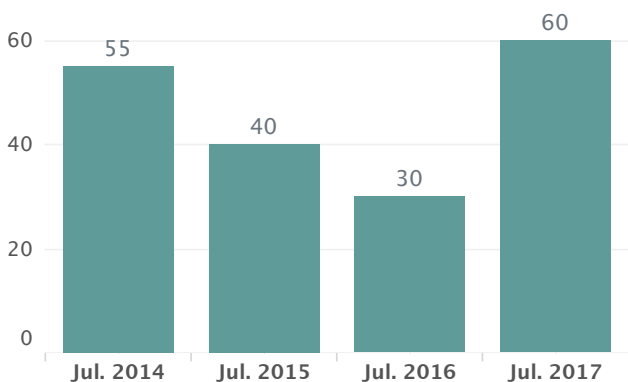


Average & Median Price Trends



AVG. SALES PRICE	239,533	252,115	263,913	221,611	261,641	307,696	197,369	266,868	220,739	273,130	255,266	297,401	240,404
MEDIAN SALES PRICE	205,000	228,300	215,750	184,000	228,500	227,410	182,000	271,872	220,000	259,500	230,000	260,000	195,000

New Listings by Month



Contracts Written by Month

