

MADISON COUNTY MARKET ANALYSIS

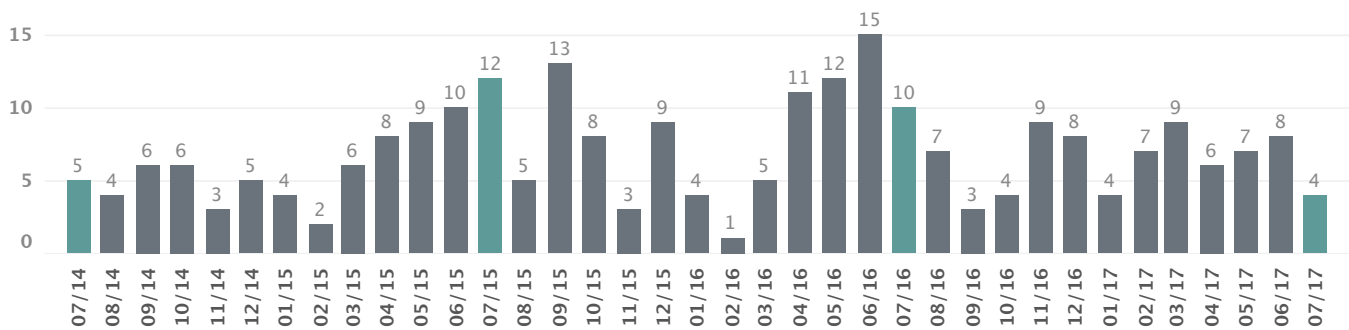
July 2017



Market Snapshot

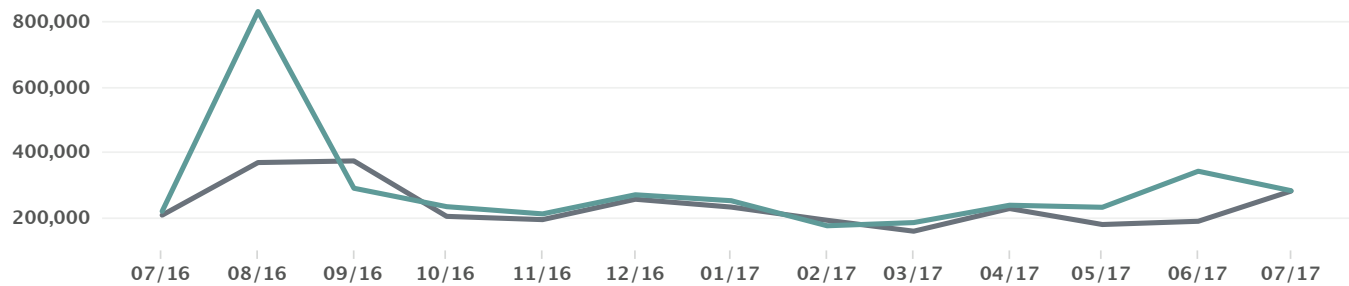
	TOTAL SALES	MEDIAN SALES PRICE	AVG. DAYS ON MARKET	Avg. SP/LP %
July 2017	4	282,500	89	96.11%
July 2016	10	208,750	143	95.19%
July 2015	12	238,250	193	94.15%
July 2014	5	239,000	294	95.78%

Thirty-Six Month Sales Trend (Total Sales)



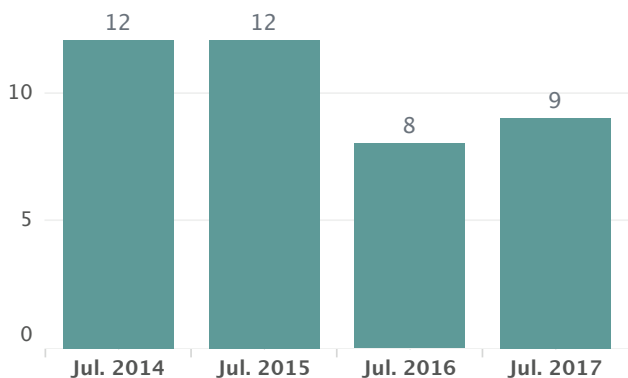
Average & Median Price Trends

■ AVG. SALES PRICE ■ MEDIAN SALES PRICE



AVG. SALES PRICE	220,385	833,143	291,267	234,750	212,599	271,212	252,975	176,143	185,944	239,133	232,857	343,413	283,750
MEDIAN SALES PRICE	208,750	370,000	375,000	205,000	195,000	257,500	233,450	193,000	159,500	229,000	180,000	189,950	282,500

New Listings by Month



Contracts Written by Month

