

# ORANGE COUNTY MARKET ANALYSIS

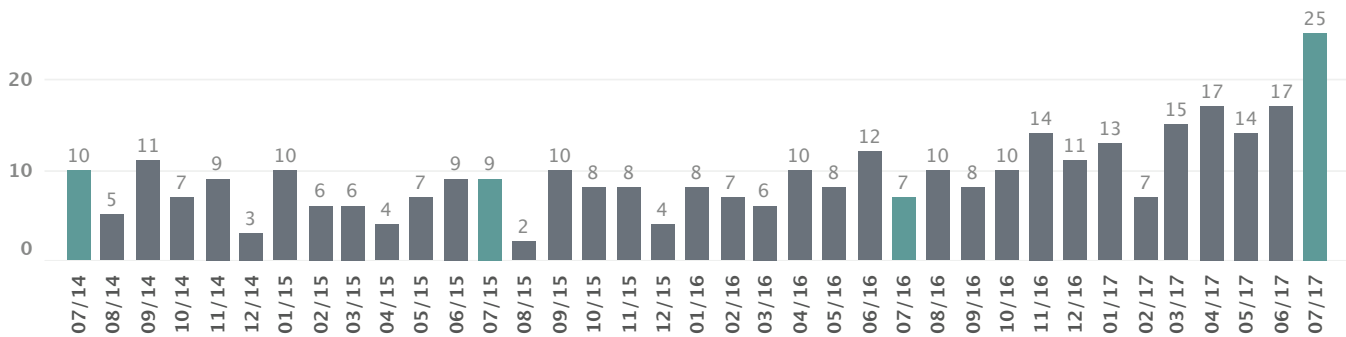
## July 2017



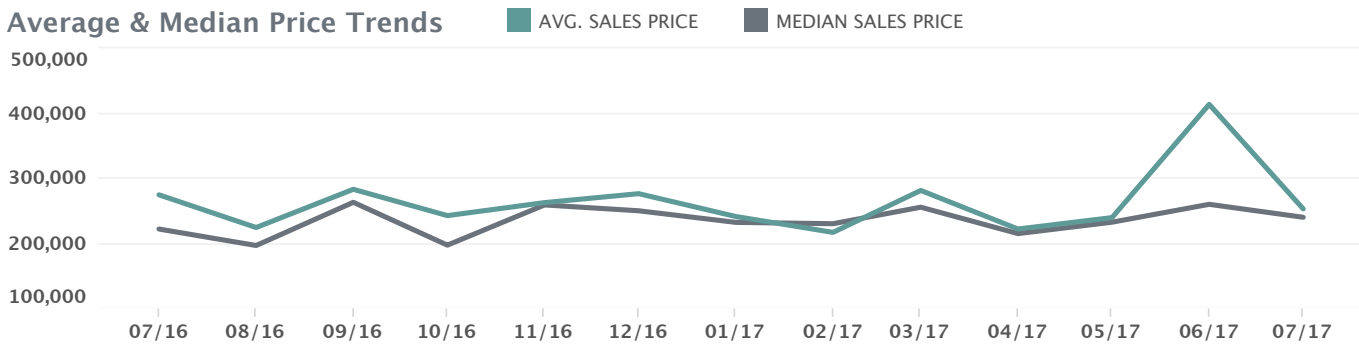
### Market Snapshot

	TOTAL SALES	MEDIAN SALES PRICE	AVG. DAYS ON MARKET	Avg. SP/LP %
July 2017	25	240,000	54	97.89%
July 2016	7	222,000	154	94.81%
July 2015	9	230,000	120	94.95%
July 2014	10	162,200	60	93.80%

### Thirty-Six Month Sales Trend (Total Sales)

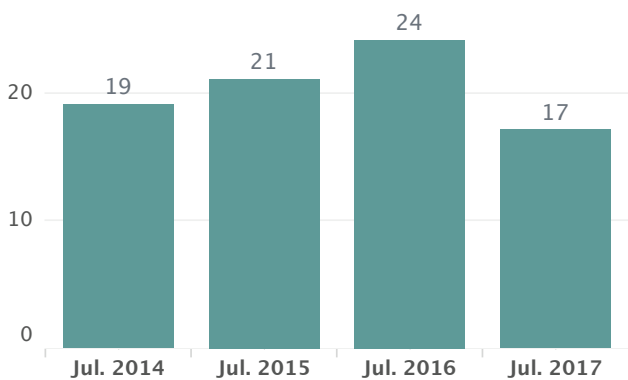


### Average & Median Price Trends



AVG. SALES PRICE	274,486	224,314	282,931	242,570	262,525	276,226	241,192	216,852	281,173	222,031	239,515	413,094	252,855
MEDIAN SALES PRICE	222,000	196,750	263,000	197,300	258,950	250,000	232,205	230,168	255,500	215,000	232,500	259,900	240,000

### New Listings by Month



### Contracts Written by Month

