

# RIO MARKET ANALYSIS

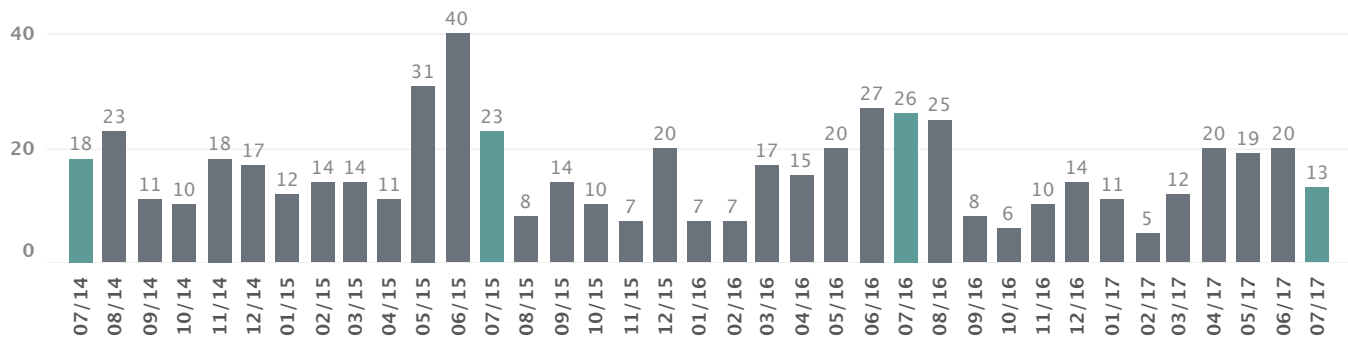
## July 2017



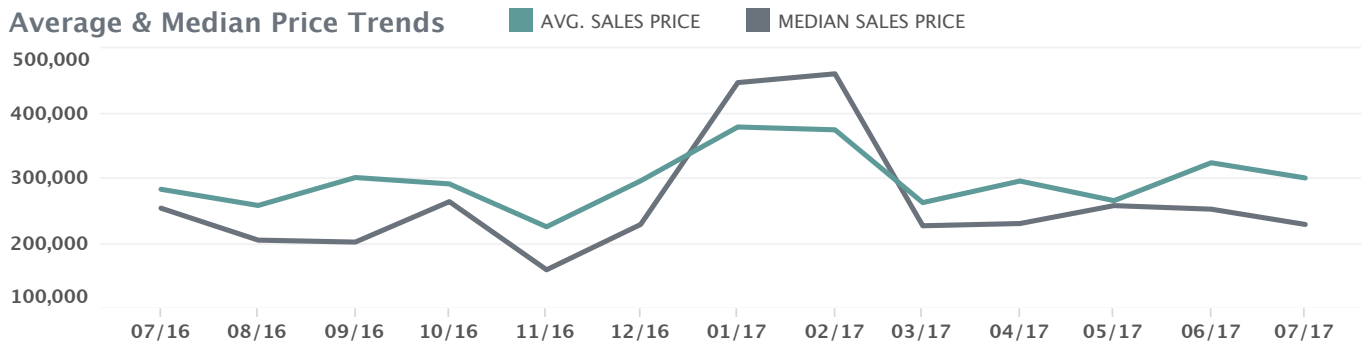
### Market Snapshot

	TOTAL SALES	MEDIAN SALES PRICE	AVG. DAYS ON MARKET	Avg. SP/LP %
July 2017	13	229,000	11	98.63%
July 2016	26	254,000	149	98.07%
July 2015	23	232,000	41	98.16%
July 2014	18	300,786	134	99.47%

### Thirty-Six Month Sales Trend (Total Sales)

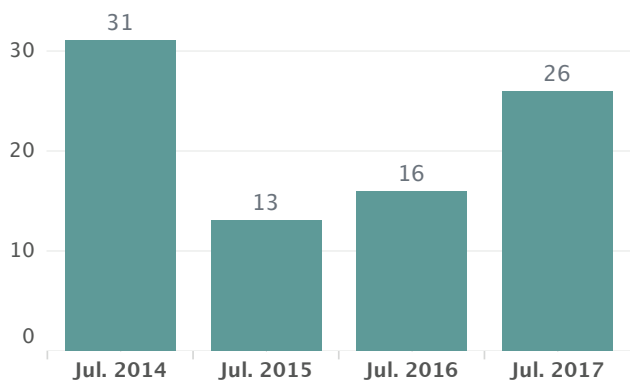


### Average & Median Price Trends



Month	07/16	08/16	09/16	10/16	11/16	12/16	01/17	02/17	03/17	04/17	05/17	06/17	07/17
AVG. SALES PRICE	282,965	258,115	300,976	291,167	225,439	295,835	378,455	374,124	262,524	295,610	265,507	323,623	300,285
MEDIAN SALES PRICE	254,000	205,000	202,000	264,000	159,500	229,000	446,500	460,000	227,000	230,450	257,900	252,450	229,000

### New Listings by Month



### Contracts Written by Month

