

BARRACKS MARKET ANALYSIS

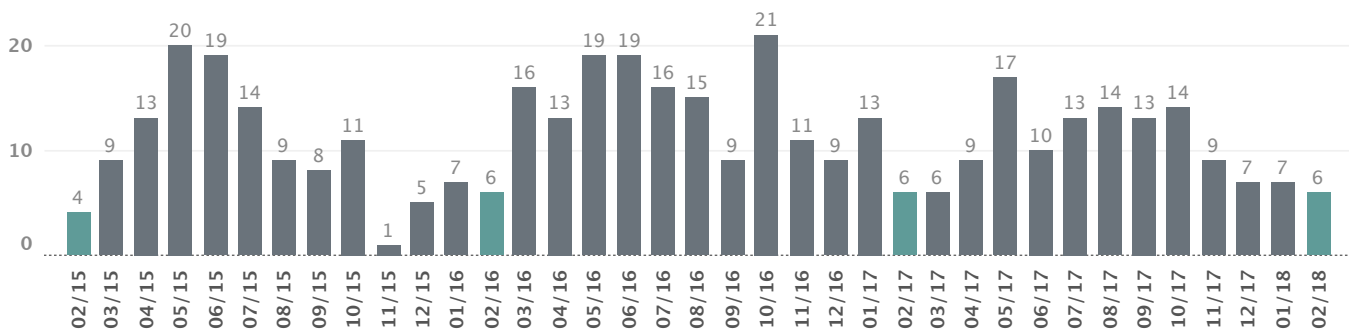
February 2018



Market Snapshot

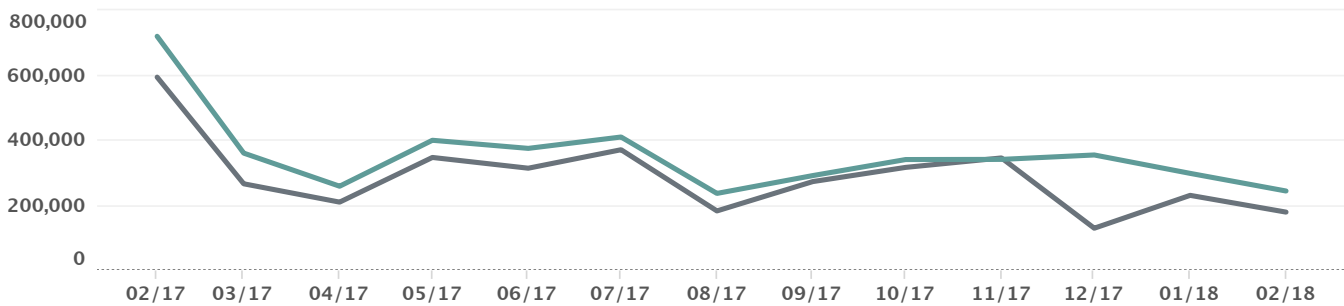
	TOTAL SALES	MEDIAN SALES PRICE	AVG. \$/SQ.FT	AVG. DAYS ON MARKET	Avg. SP/LP %
February 2018	6	179,375	140	24	101.28%
% Change	0.00%	-69.76%	-39.60%	-77.50%	5.95%
February 2017	6	593,250	232	105	95.58%
% Change	0.00%	209.79%	49.18%	-18.26%	2.45%
February 2016	6	191,500	156	129	93.30%

Thirty-Six Month Sales Trend (Total Sales)



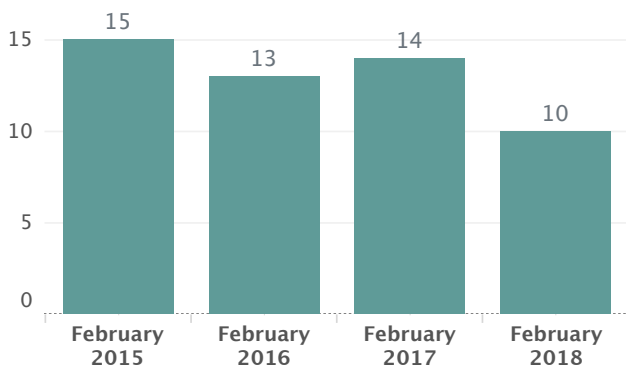
Average & Median Price Trends

■ AVG. SALES PRICE ■ MEDIAN SALES PRICE



AVG. SALES PRICE	718,500	360,266	258,773	399,662	374,798	409,648	236,743	291,415	340,538	341,051	354,582	298,164	244,106
MEDIAN SALES PRICE	593,250	266,200	210,000	347,000	314,000	370,643	183,000	273,000	316,500	345,500	130,000	230,750	179,375

New Listings by Month



Contracts Written by Month

