

CROZET MARKET ANALYSIS

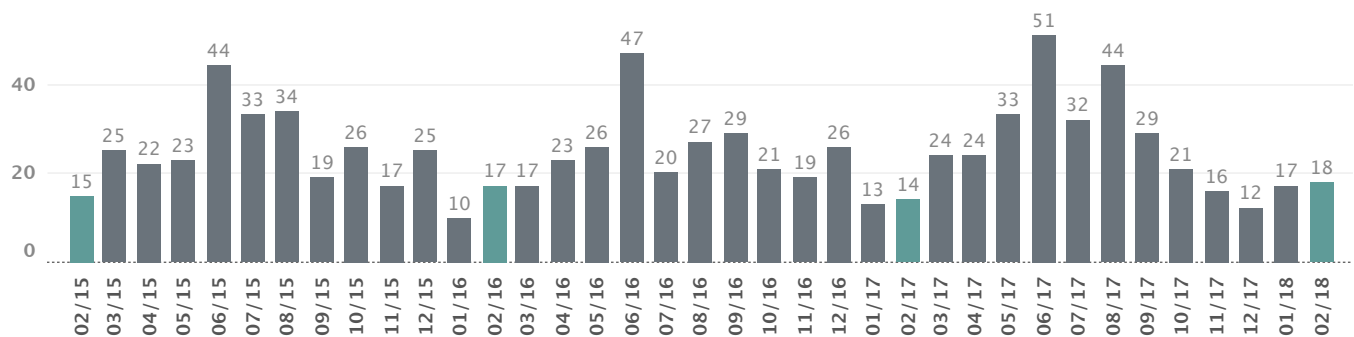
February 2018



Market Snapshot

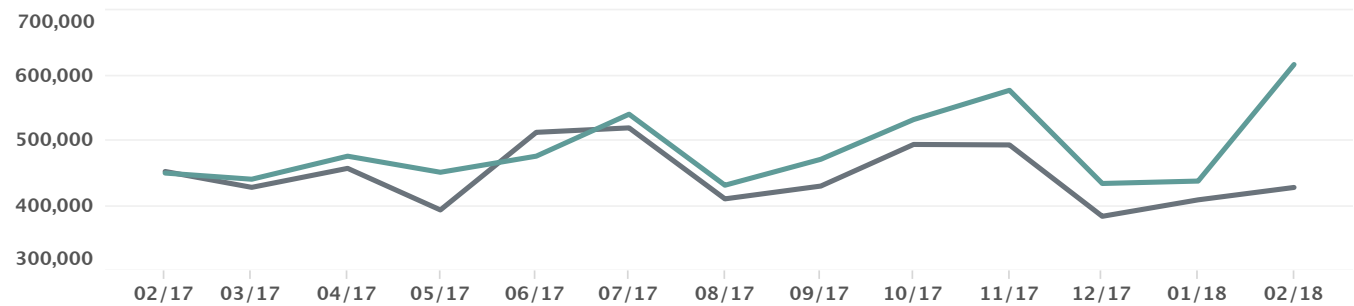
	TOTAL SALES	MEDIAN SALES PRICE	AVG. \$/SQ.FT	AVG. DAYS ON MARKET	Avg. SP/LP %
February 2018	18	427,500	207	62	97.92%
% Change	28.57%	-5.42%	18.06%	-41.31%	-1.14%
February 2017	14	452,000	176	105	99.05%
% Change	-17.65%	-1.63%	10.23%	-24.39%	-1.62%
February 2016	17	459,500	159	139	100.68%

Thirty-Six Month Sales Trend (Total Sales)



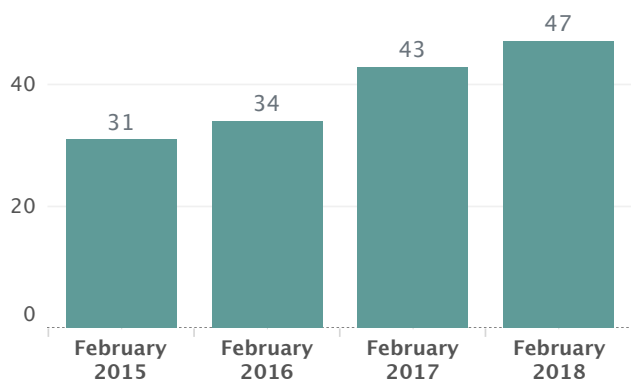
Average & Median Price Trends

■ AVG. SALES PRICE ■ MEDIAN SALES PRICE



AVG. SALES PRICE	449,576	440,113	475,436	450,769	475,475	539,777	430,909	470,693	531,576	576,447	433,582	437,285	615,975
MEDIAN SALES PRICE	452,000	427,649	456,776	393,000	512,000	518,842	410,000	429,630	493,426	492,682	383,250	408,500	427,500

New Listings by Month



Contracts Written by Month

