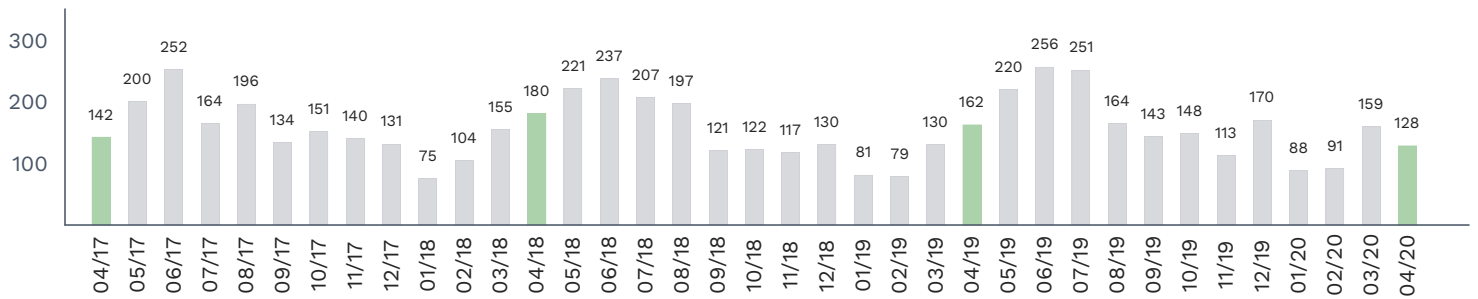


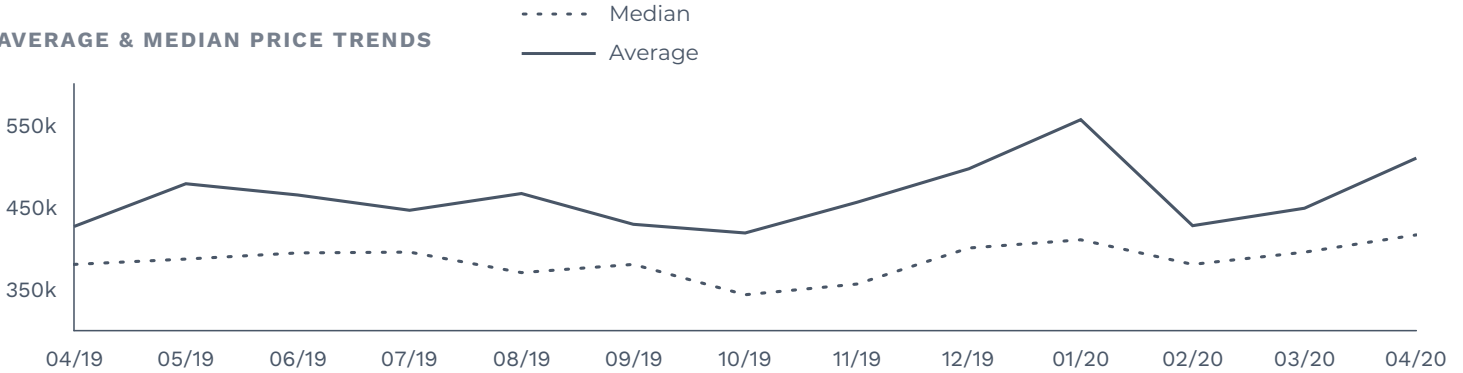
## Market Snapshot | Albemarle County

	Total Sales	Median Sales Price	Price Per Sq Ft	Days On Market	Avg SP / LP %
<b>April 2020</b>	128	\$416,000	\$184	57	99%
<b>% Change</b>	-21.0%	9.5%	5.8%	-5.0%	0.0%
<b>April 2019</b>	162	\$380,000	\$174	60	99%
<b>% Change</b>	-10.0%	-8.0%	-2.3%	9.1%	-1.0%
<b>April 2018</b>	180	\$413,000	\$178	55	100%

### THIRTY-SIX MONTH SALES TREND (TOTAL SALES)

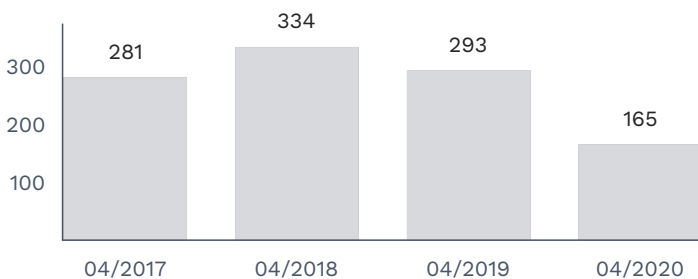


### AVERAGE & MEDIAN PRICE TRENDS



	04/19	05/19	06/19	07/19	08/19	09/19	10/19	11/19	12/19	01/20	02/20	03/20	04/20
<b>Avg. Sales Price</b>	\$380K	\$386K	\$394K	\$395K	\$370K	\$380K	\$343K	\$356K	\$400K	\$410K	\$380K	\$394K	\$416K
<b>Median Sales Price</b>	\$426K	\$478K	\$464K	\$446K	\$466K	\$428K	\$418K	\$455K	\$496K	\$556K	\$427K	\$448K	\$509K

### NEW LISTINGS BY MONTH



### CONTRACTS WRITTEN BY MONTH

