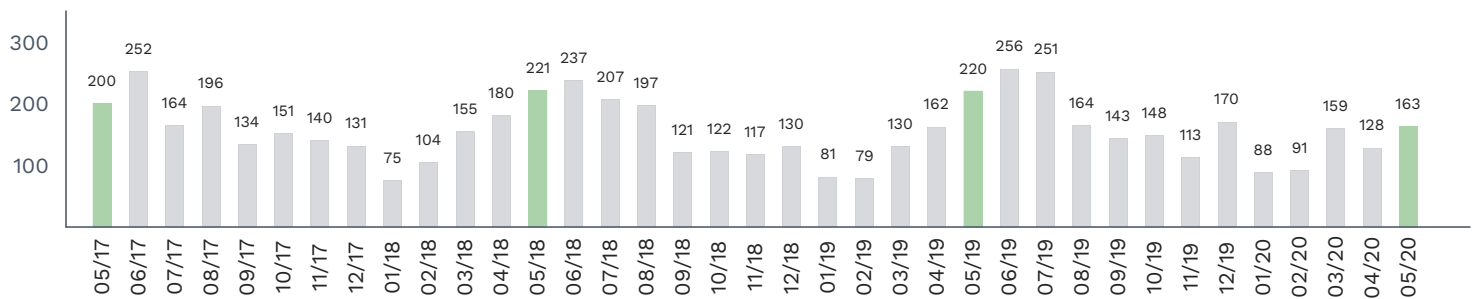


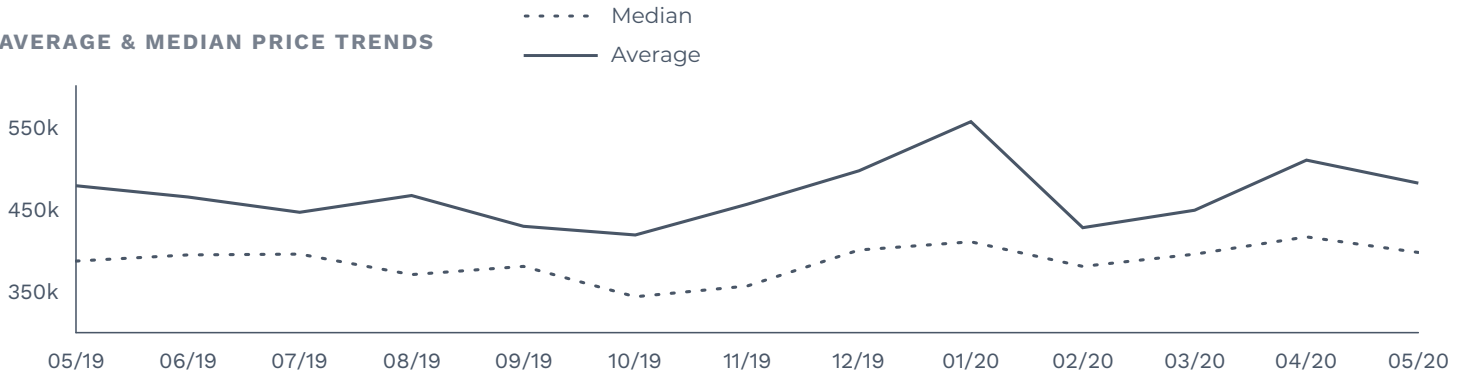
## Market Snapshot | Albemarle County

	Total Sales	Median Sales Price	Price Per Sq Ft	Days On Market	Avg SP / LP %
<b>May 2020</b>	163	\$397,000	\$189	48	99%
<b>% Change</b>	-25.9%	2.7%	8.0%	-11.1%	1.0%
<b>May 2019</b>	220	\$386,500	\$175	54	98%
<b>% Change</b>	-0.5%	12.2%	2.3%	38.5%	-1.0%
<b>May 2018</b>	221	\$344,337	\$171	39	99%

### THIRTY-SIX MONTH SALES TREND (TOTAL SALES)

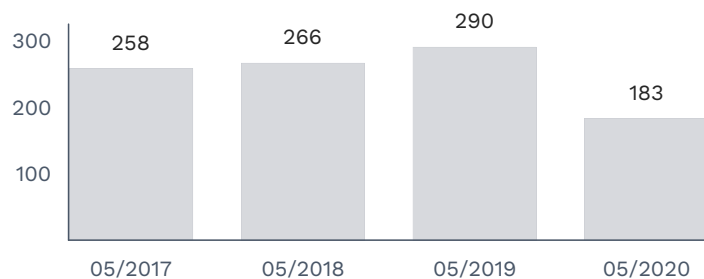


### AVERAGE & MEDIAN PRICE TRENDS



	05/19	06/19	07/19	08/19	09/19	10/19	11/19	12/19	01/20	02/20	03/20	04/20	05/20
<b>Avg. Sales Price</b>	\$386K	\$394K	\$395K	\$370K	\$380K	\$343K	\$356K	\$400K	\$410K	\$380K	\$394K	\$416K	\$397K
<b>Median Sales Price</b>	\$478K	\$464K	\$446K	\$466K	\$428K	\$418K	\$455K	\$496K	\$556K	\$427K	\$448K	\$509K	\$481K

### NEW LISTINGS BY MONTH



### CONTRACTS WRITTEN BY MONTH

