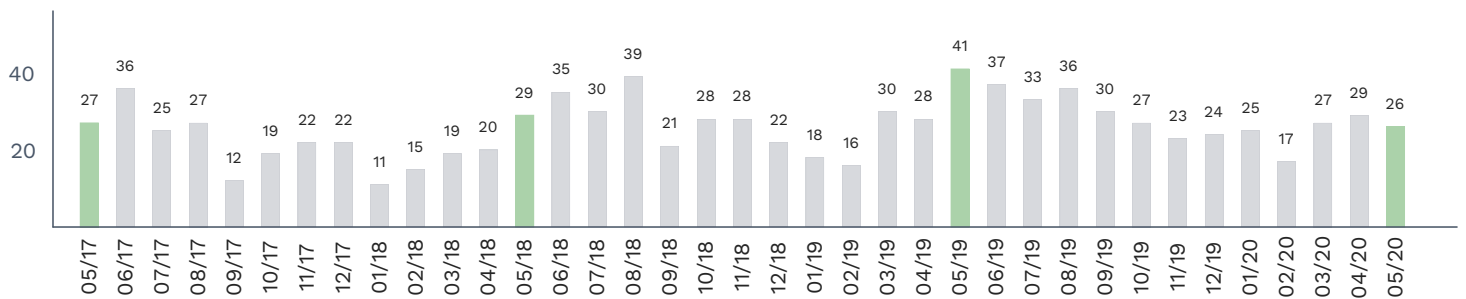


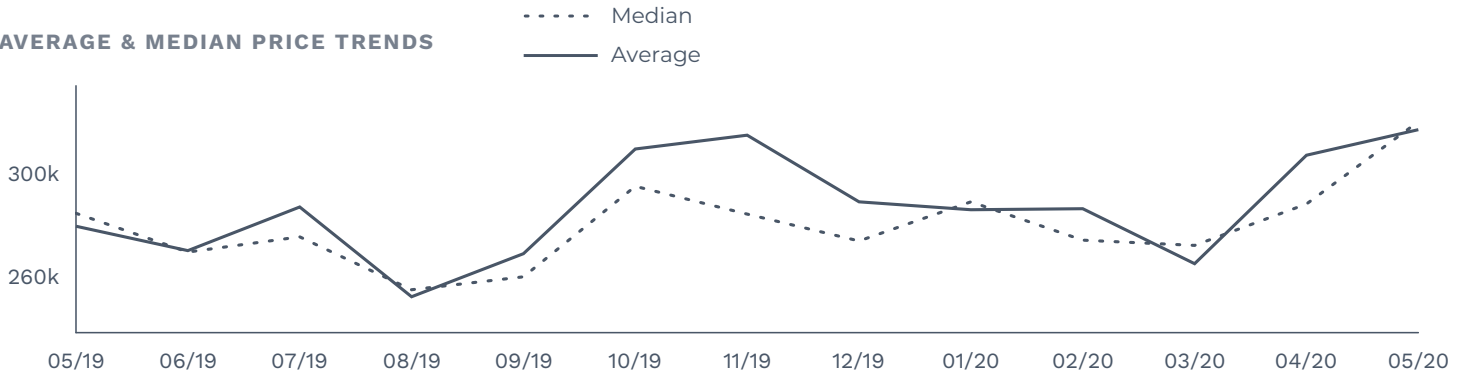
Market Snapshot | Greene County

	Total Sales	Median Sales Price	Price Per Sq Ft	Days On Market	Avg SP / LP %
May 2020	26	\$320,000	\$160	29	99%
% Change	-36.6%	12.4%	16.8%	-17.1%	1.0%
May 2019	41	\$284,560	\$137	35	98%
% Change	41.4%	3.5%	3.8%	-52.7%	0.0%
May 2018	29	\$275,000	\$132	74	98%

THIRTY-SIX MONTH SALES TREND (TOTAL SALES)

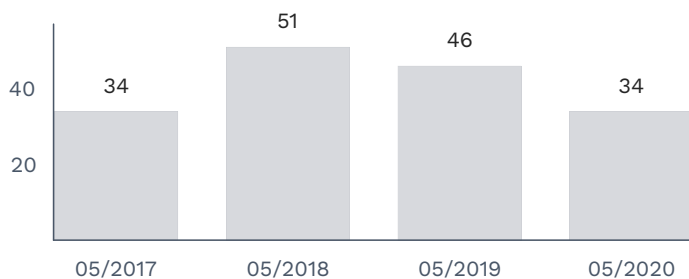


AVERAGE & MEDIAN PRICE TRENDS



	05/19	06/19	07/19	08/19	09/19	10/19	11/19	12/19	01/20	02/20	03/20	04/20	05/20
Avg. Sales Price	\$284K	\$269K	\$275K	\$255K	\$260K	\$295K	\$284K	\$273K	\$289K	\$274K	\$272K	\$288K	\$320K
Median Sales Price	\$279K	\$270K	\$287K	\$252K	\$268K	\$309K	\$314K	\$288K	\$285K	\$286K	\$265K	\$307K	\$316K

NEW LISTINGS BY MONTH



CONTRACTS WRITTEN BY MONTH

