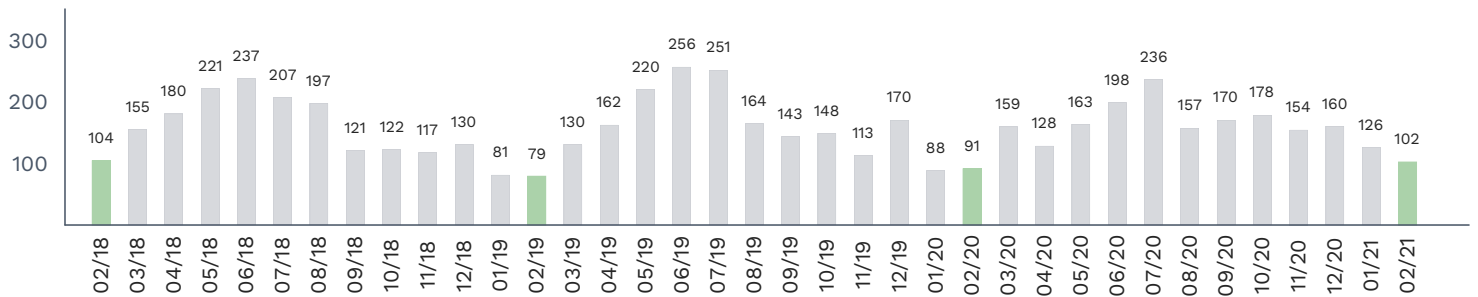


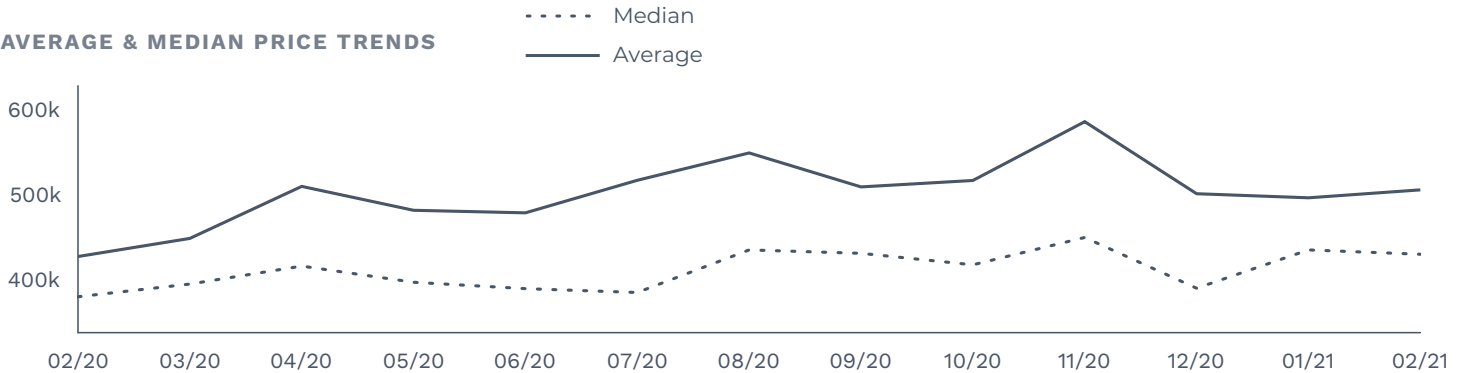
Market Snapshot | Albemarle County

	Total Sales	Median Sales Price	Price Per Sq Ft	Days On Market	Avg SP / LP %
February 2021	102	\$429,900	\$186	52	100%
% Change	12.1%	13.1%	5.1%	-36.6%	2.0%
February 2020	91	\$380,000	\$177	82	98%
% Change	15.2%	4.3%	-0.6%	-6.8%	0.0%
February 2019	79	\$364,510	\$178	88	98%

THIRTY-SIX MONTH SALES TREND (TOTAL SALES)

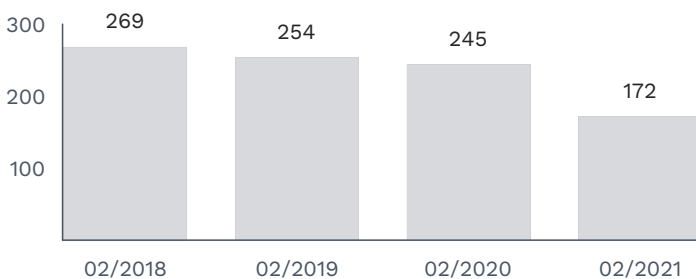


AVERAGE & MEDIAN PRICE TRENDS



	02/20	03/20	04/20	05/20	06/20	07/20	08/20	09/20	10/20	11/20	12/20	01/21	02/21
Avg. Sales Price	\$427K	\$448K	\$509K	\$481K	\$478K	\$516K	\$548K	\$508K	\$516K	\$585K	\$500K	\$496K	\$505K
Median Sales Price	\$380K	\$394K	\$416K	\$397K	\$389K	\$385K	\$435K	\$431K	\$417K	\$449K	\$390K	\$435K	\$429K

NEW LISTINGS BY MONTH



CONTRACTS WRITTEN BY MONTH

