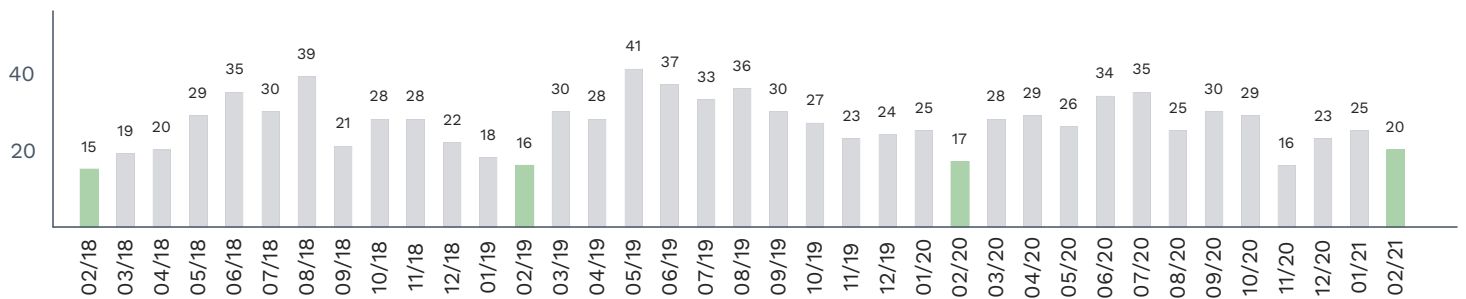


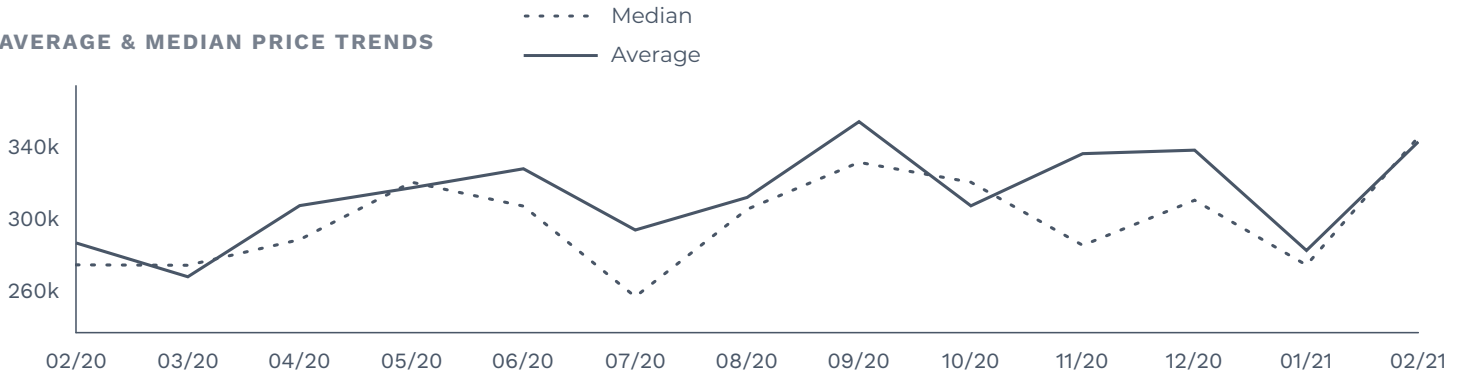
## Market Snapshot | Greene County

	Total Sales	Median Sales Price	Price Per Sq Ft	Days On Market	Avg SP / LP %
<b>February 2021</b>	20	\$345,000	\$154	51	99%
<b>% Change</b>	17.6%	25.8%	6.2%	-42.0%	1.0%
<b>February 2020</b>	17	\$274,176	\$145	88	98%
<b>% Change</b>	6.3%	1.6%	1.4%	57.1%	-1.0%
<b>February 2019</b>	16	\$270,000	\$143	56	99%

### THIRTY-SIX MONTH SALES TREND (TOTAL SALES)

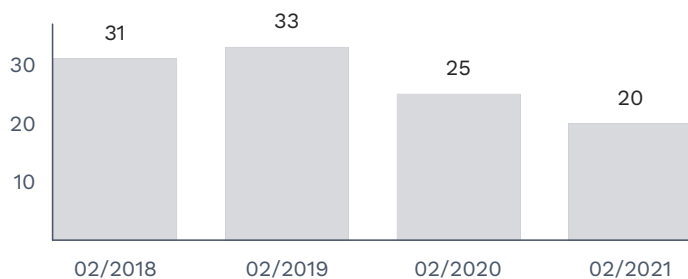


### AVERAGE & MEDIAN PRICE TRENDS



	02/20	03/20	04/20	05/20	06/20	07/20	08/20	09/20	10/20	11/20	12/20	01/21	02/21
<b>Avg. Sales Price</b>	\$286K	\$267K	\$307K	\$316K	\$327K	\$293K	\$311K	\$353K	\$306K	\$335K	\$337K	\$282K	\$342K
<b>Median Sales Price</b>	\$274K	\$273K	\$288K	\$320K	\$306K	\$256K	\$305K	\$331K	\$320K	\$285K	\$310K	\$274K	\$345K

### NEW LISTINGS BY MONTH



### CONTRACTS WRITTEN BY MONTH

