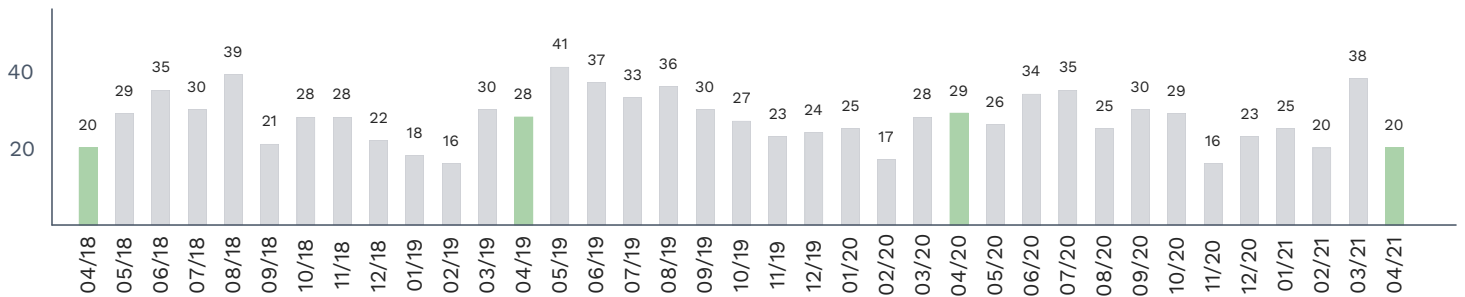


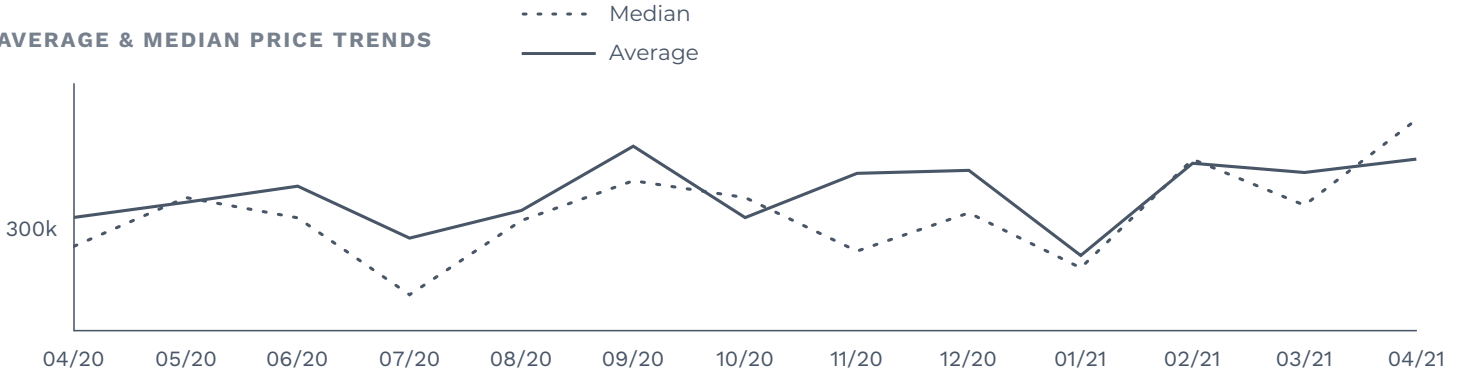
## Market Snapshot | Greene County

	Total Sales	Median Sales Price	Price Per Sq Ft	Days On Market	Avg SP / LP %
<b>April 2021</b>	20	\$370,900	\$146	28	101%
<b>% Change</b>	-31.0%	28.7%	0.0%	-54.1%	2.0%
<b>April 2020</b>	29	\$288,165	\$146	61	99%
<b>% Change</b>	3.6%	15.3%	0.7%	24.5%	0.0%
<b>April 2019</b>	28	\$250,000	\$145	49	99%

### THIRTY-SIX MONTH SALES TREND (TOTAL SALES)

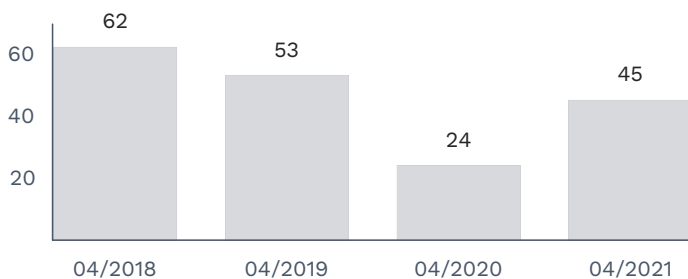


### AVERAGE & MEDIAN PRICE TRENDS



	04/20	05/20	06/20	07/20	08/20	09/20	10/20	11/20	12/20	01/21	02/21	03/21	04/21
<b>Avg. Sales Price</b>	\$307K	\$316K	\$327K	\$293K	\$311K	\$353K	\$306K	\$335K	\$337K	\$282K	\$342K	\$336K	\$345K
<b>Median Sales Price</b>	\$288K	\$320K	\$306K	\$256K	\$305K	\$331K	\$320K	\$285K	\$310K	\$274K	\$345K	\$315K	\$370K

### NEW LISTINGS BY MONTH



### CONTRACTS WRITTEN BY MONTH

