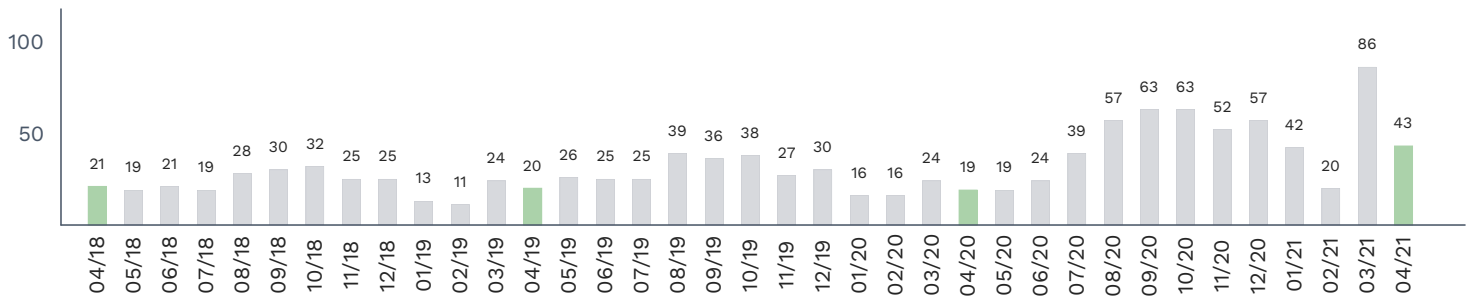


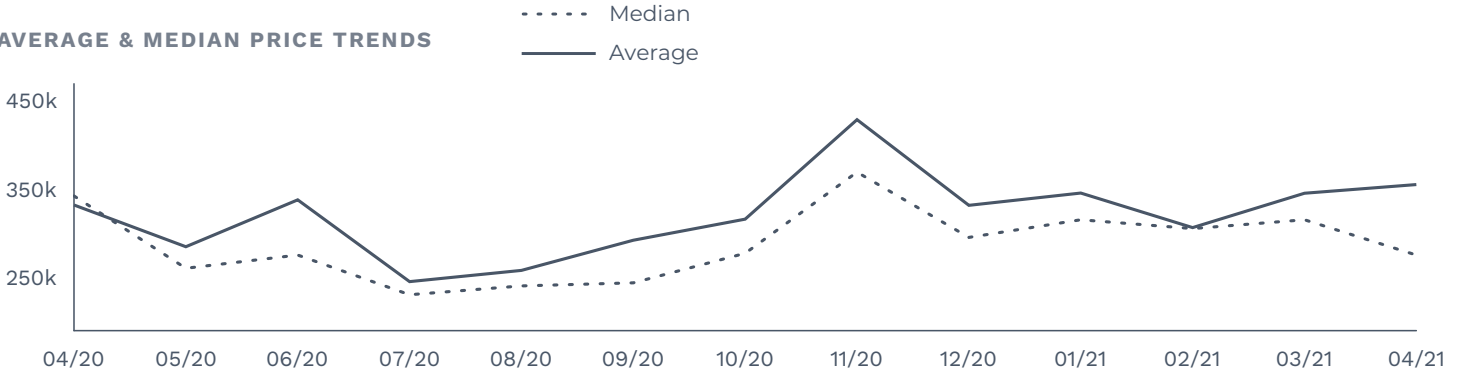
Market Snapshot | Nelson County

	Total Sales	Median Sales Price	Price Per Sq Ft	Days On Market	Avg SP / LP %
April 2021	43	\$275,000	\$173	50	99%
% Change	126.3%	-19.6%	0.6%	-82.0%	4.2%
April 2020	19	\$342,000	\$172	277	95%
% Change	-5.0%	14.0%	9.6%	250.6%	-1.0%
April 2019	20	\$299,900	\$157	79	96%

THIRTY-SIX MONTH SALES TREND (TOTAL SALES)

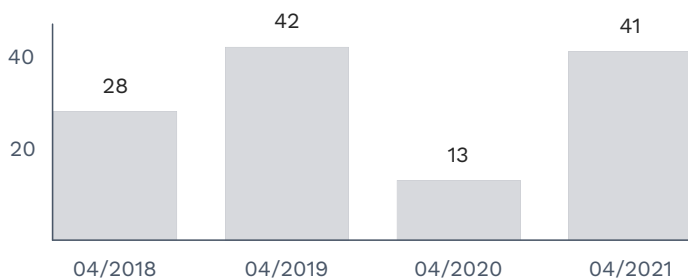


AVERAGE & MEDIAN PRICE TRENDS



	04/20	05/20	06/20	07/20	08/20	09/20	10/20	11/20	12/20	01/21	02/21	03/21	04/21
Avg. Sales Price	\$331K	\$284K	\$337K	\$244K	\$257K	\$291K	\$315K	\$428K	\$331K	\$345K	\$306K	\$345K	\$354K
Median Sales Price	\$342K	\$260K	\$275K	\$230K	\$240K	\$243K	\$277K	\$369K	\$295K	\$315K	\$305K	\$315K	\$275K

NEW LISTINGS BY MONTH



CONTRACTS WRITTEN BY MONTH

