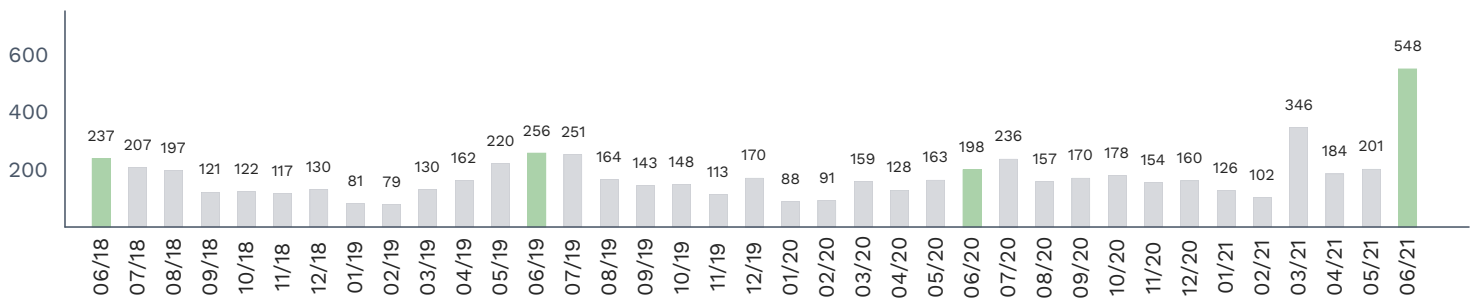


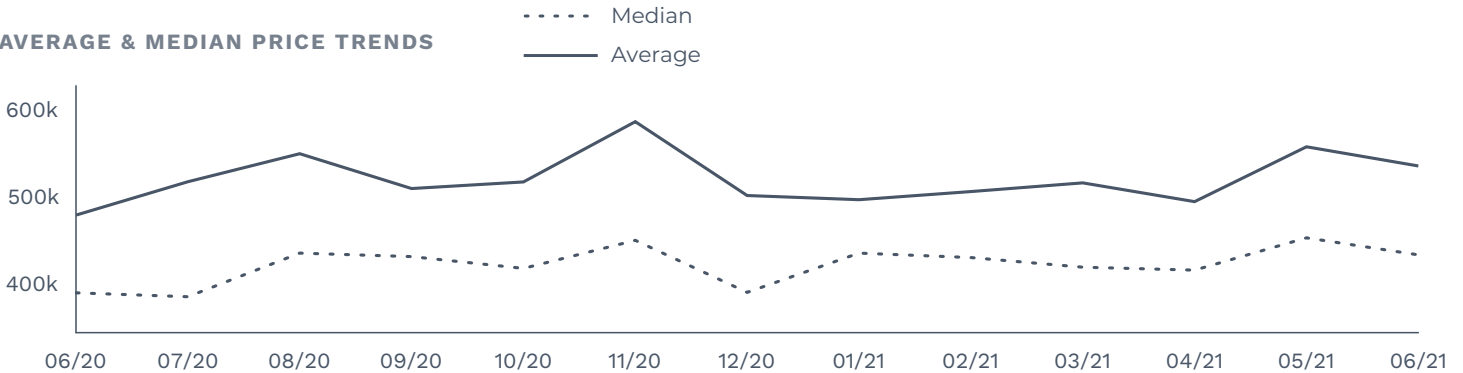
Market Snapshot | Albemarle County

	Total Sales	Median Sales Price	Price Per Sq Ft	Days On Market	Avg SP / LP %
June 2021	548	\$433,000	\$203	27	102%
% Change	176.8%	11.2%	11.5%	-50.9%	3.0%
June 2020	198	\$389,495	\$182	55	99%
% Change	-22.7%	-1.1%	2.8%	37.5%	0.0%
June 2019	256	\$394,000	\$177	40	99%

THIRTY-SIX MONTH SALES TREND (TOTAL SALES)

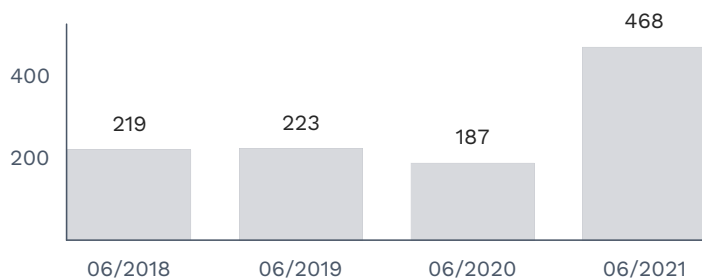


AVERAGE & MEDIAN PRICE TRENDS



	06/20	07/20	08/20	09/20	10/20	11/20	12/20	01/21	02/21	03/21	04/21	05/21	06/21
Avg. Sales Price	\$478K	\$516K	\$548K	\$508K	\$516K	\$585K	\$500K	\$496K	\$505K	\$515K	\$493K	\$556K	\$534K
Median Sales Price	\$389K	\$385K	\$435K	\$431K	\$417K	\$449K	\$390K	\$435K	\$429K	\$418K	\$415K	\$452K	\$433K

NEW LISTINGS BY MONTH



CONTRACTS WRITTEN BY MONTH

