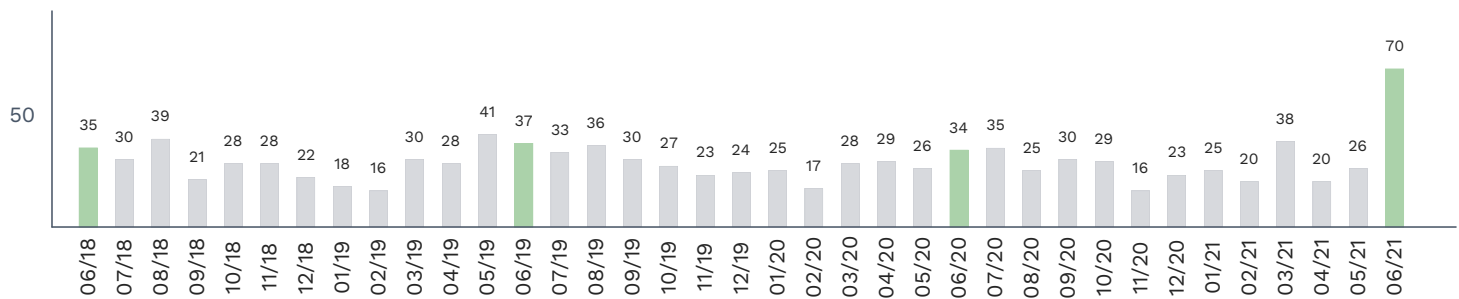


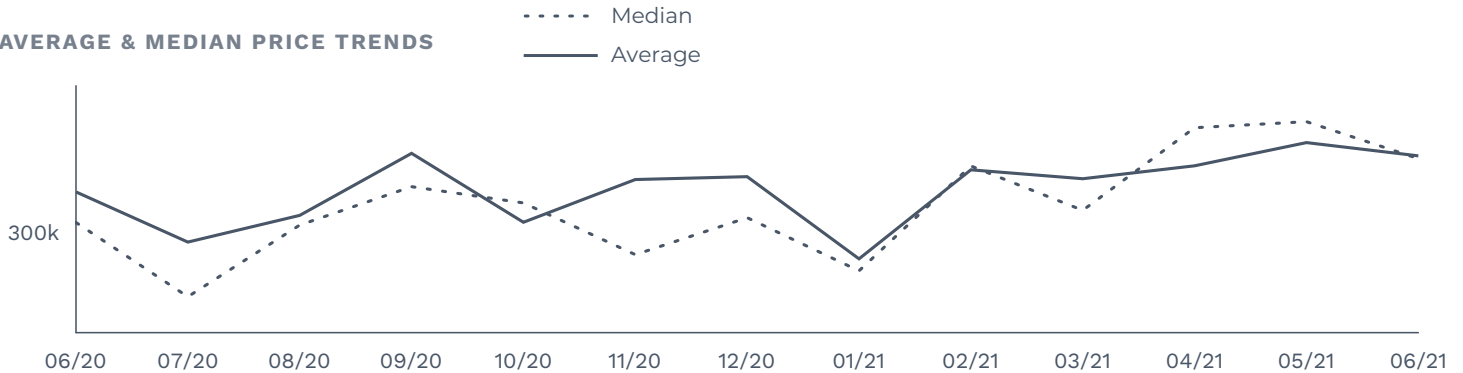
Market Snapshot | Greene County

	Total Sales	Median Sales Price	Price Per Sq Ft	Days On Market	Avg SP / LP %
June 2021	70	\$350,000	\$178	11	102%
% Change	105.9%	14.1%	15.6%	-78.8%	6.3%
June 2020	34	\$306,745	\$154	52	96%
% Change	-8.1%	13.8%	5.5%	-11.9%	-4.0%
June 2019	37	\$269,570	\$146	59	100%

THIRTY-SIX MONTH SALES TREND (TOTAL SALES)

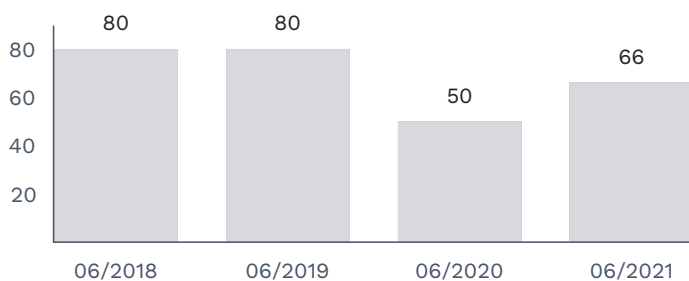


AVERAGE & MEDIAN PRICE TRENDS



	06/20	07/20	08/20	09/20	10/20	11/20	12/20	01/21	02/21	03/21	04/21	05/21	06/21
Avg. Sales Price	\$327K	\$293K	\$311K	\$353K	\$306K	\$335K	\$337K	\$282K	\$342K	\$336K	\$345K	\$360K	\$351K
Median Sales Price	\$306K	\$256K	\$305K	\$331K	\$320K	\$285K	\$310K	\$274K	\$345K	\$315K	\$370K	\$375K	\$350K

NEW LISTINGS BY MONTH



CONTRACTS WRITTEN BY MONTH

