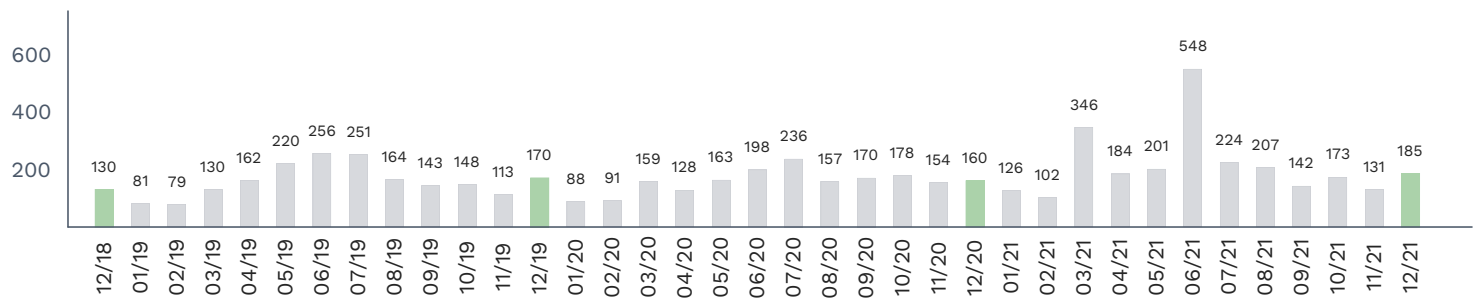


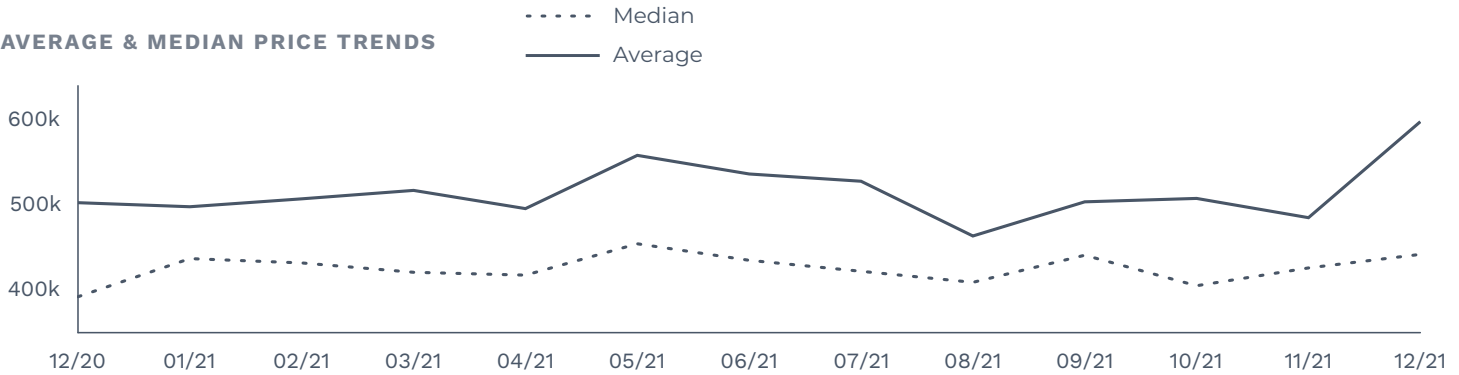
## Market Snapshot | Albemarle County

	Total Sales	Median Sales Price	Price Per Sq Ft	Days On Market	Avg SP / LP %
<b>December 2021</b>	185	\$440,000	\$214	31	100%
<b>% Change</b>	15.6%	12.8%	7.5%	-34.0%	1.0%
<b>December 2020</b>	160	\$390,000	\$199	47	99%
<b>% Change</b>	-5.9%	-2.5%	8.2%	-11.3%	1.0%
<b>December 2019</b>	170	\$400,000	\$184	53	98%

### THIRTY-SIX MONTH SALES TREND (TOTAL SALES)

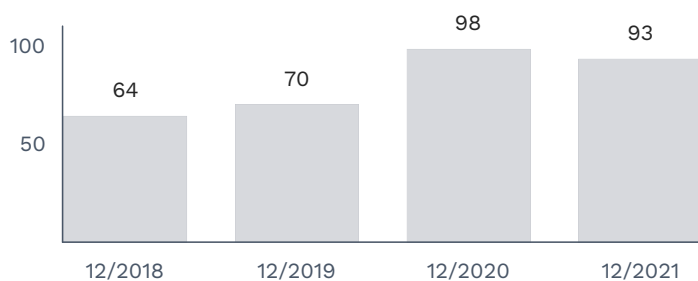


### AVERAGE & MEDIAN PRICE TRENDS



	12/20	01/21	02/21	03/21	04/21	05/21	06/21	07/21	08/21	09/21	10/21	11/21	12/21
<b>Avg. Sales Price</b>	\$500K	\$496K	\$505K	\$515K	\$493K	\$556K	\$534K	\$526K	\$461K	\$502K	\$506K	\$483K	\$596K
<b>Median Sales Price</b>	\$390K	\$435K	\$429K	\$418K	\$415K	\$452K	\$433K	\$420K	\$407K	\$439K	\$403K	\$424K	\$440K

### NEW LISTINGS BY MONTH



### CONTRACTS WRITTEN BY MONTH

